



ASSOCIAÇÃO DE PATINAGEM DO MINHO

Comité Regional de Patinagem Artística

RESULTADOS

RESULTADOS POR CLUBES

TORNEIO DISTRITAL BENJAMINS DE PATINAGEM LIVRE 2022

Classificação Final	Programa Longo
Benjamim Feminino	Folhas Elementos

CAMPEONATO DISTRITAL DE PATINAGEM LIVRE 2022


Classificação Final	Programa Curto	Programa Longo
Infantil Feminino	-----	Folhas Elementos
Infantil Masculino	-----	Folhas Elementos
Iniciado Feminino	Folhas Elementos	Folhas Elementos
Iniciado Masculino	Folhas Elementos	Folhas Elementos
Cadete Feminino	Folhas Elementos	Folhas Elementos
Cadete Masculino	Folhas Elementos	Folhas Elementos
Juvenil Feminino	Folhas Elementos	Folhas Elementos
Juvenil Masculino	Folhas Elementos	Folhas Elementos
Júnior Feminino	Folhas Elementos	Folhas Elementos
Júnior Masculino	Folhas Elementos	Folhas Elementos
Sénior Feminino	Folhas Elementos	Folhas Elementos
Infantil Pares Artísticos	-----	Folhas Elementos
Juvenil Pares Artísticos	Folhas Elementos	Folhas Elementos

Barcelos, 9 de maio de 2022



ASSOCIAÇÃO DE PATINAGEM DO MINHO











PATINAGEM ARTÍSTICA
Torneio de Benjamins Patinagem Livre 2022
ADCRMP (Melgaço)
7 e 8 de maio de 2022
PONTUAÇÃO CLUBES

CLUBES	PONTOS	
	CLASSIFICAÇÃO	
HCB 	23,51 pontos	1º classificado



ASSOCIAÇÃO DE PATINAGEM DO MINHO

PATINAGEM ARTÍSTICA
Campeonato Distrital Patinagem Livre 2022
ADCRMP (Melgaço)
7 e 8 de maio de 2022
PONTUAÇÃO CLUBES

CLUBES	PONTOS	
	CLASSIFICAÇÃO	
HCB 	710,50 pontos	1º classificado
APG 	510,34 pontos	2º classificado
GNA 	316,27 pontos	3º classificado
CPARe 	311,22 pontos	4º classificado
CART 	159,98 pontos	5º classificado
APA 	128,32 pontos	6º classificado
EPAB 	121,32 pontos	7º classificado
HCF 	87,38 pontos	8º classificado
FAC 	76,85 pontos	9º classificado
CCPA 	43,51 pontos	10º classificado

Free Skating Ladies cat. Tots

FINAL RESULT

Pl.	Name	Club	Nation	Points	SP	FP
1	LARA CATARINA TALAIA	HCB	POR	13.83		1

Free Skating Ladies Tots - Free Program

JUDGES DETAILS PER SKATER

Rank	Name	Nation	Total Element score	Total Component score (factored)	Total Deductions	Total Segment score
1	LARA CATARINA TALAIA	POR	10.13	4.70	-1.00	13.83

#	Executed Element	Info	Base Value	QOE	J1	J2	Scores of Panel
1	Jump	1Lz Lutz	0.90	0.00	0	0	0.90
2	ComboJump	1S Salchow	0.61	0.00	0	0	0.61
		1T Toeloop	0.61	0.00	0	0	0.61
		1Th < Thoren	0.67	-0.15	-2	-1	0.52
		1F Flip	0.86	-0.05	0	-1	0.81
3	Step Sequence	StB Footwork sequence	1.80	-0.15	-1	0	1.65
4	Jump	1Lo Loop	0.90	0.10	+1	+1	1.00
5	ComboSpin				-1	0	
		U Upright Spin	0.50	-0.05			0.45
		U Upright Spin	0.50	-0.05			0.45
6	ComboJump	1Lo Loop	0.96	0.00	0	0	0.96
		1Lo Loop	0.96	-0.05	0	-1	0.91
		1Th Thoren	0.96	-0.30	-2	-3	0.66
		1F Flip	0.86 *		-3	-2	
7	ComboSpin				-3	-3	
		NLUpr Upright Spin No level	0.00 *				
		NLUpr Upright Spin No level	0.00 *				
8	Jump	1S Salchow	0.60	0.00	0	0	0.60
			10.83				10.13
Program Components			Factor				
	Skating Skills		0.8		1.25	1.50	1.38
	Transitions/Linking Footwork/Movement		0.8		1.25	1.25	1.25
	Performance/Execution		0.8		1.75	1.75	1.75
	Choreography/Composition		0.8		1.50	1.50	1.50
	Judges Total Program Component Score (factored)						4.70
Deductions	-1.00	Falls: -1.0					

* Element not allowed, < under-rotated jump, << half-rotated jump, <<< down-graded jump, 'T' Credit for distribution (10%), '+' bonus on spin, '%' bonus on jump/spin, '!' Lutz No Edge

Event Manager	CARLA REGO	Specialist	PEDRO QUEIRÓS
Data Operator	ANTÓNIO MATOS	Referee	BÁRBARA GIÃO
Judge 1	BÁRBARA GIÃO	Judge 2	JOSÉ MENDES

Free Skating Ladies cat. Minis

FINAL RESULT

Pl.	Name	Club	Nation	Points	SP	FP
1	CATARINA RIBEIRO COELHO	CPARE	POR	32.13		1
2	CAROLINA FREITAS NOVAIS	CART	POR	28.56		2
3	MARIANA AFONSO CARVALHO	APG	POR	24.71		3
4	MATILDE GÓIS GONÇALVES	HCB	POR	20.10		4
5	VITÓRIA MARTINS LOPES	CART	POR	19.92		5
6	ANA LUÍSA BADIM	EPAB	POR	18.57		6
7	CAROLINA PIRES ARROJA	HCB	POR	13.68		7

Free Skating Ladies Minis - Free Program

JUDGES DETAILS PER SKATER

Rank	Name	Nation	Total Element score	Total Component score (factored)	Total Deductions	Total Segment score
1	CATARINA RIBEIRO COELHO	POR	20.53	11.60	0.00	32.13

# Executed Element	Info	Base Value	QOE	J1	J2	Scores of Panel	
1	Jump 1Th	Thoren	0.90	0.00	0	0	0.90
2	Jump 1A	Axel	1.30	-0.20	-1	-1	1.10
3	Jump 1F	Flip	0.80	0.10	+1	+1	0.90
4	ComboJump 1A	Axel	1.40	0.00	0	0	1.40
	1Lo	Loop	0.96	0.00	0	0	0.96
	1Th	Thoren	0.96	0.00	0	0	0.96
	2S	2 Salchow	1.85	0.00	-1	+1	1.85
5	ComboSpin				-2	0	
	C	Camel Spin	1.00	-0.20			0.80
	U	Upright Spin	2.75 %+	-0.10			2.65
	S	Sit Spin	0.80	-0.10			0.70
6	Step Sequence St1	Footwork sequence	2.30	0.00	0	0	2.30
7	ComboJump 1Lo	Loop	0.96	0.00	0	0	0.96
	1Lo	Loop	0.96	0.00	0	0	0.96
	1Th	Thoren	0.96	0.00	0	0	0.96
	2S	2 Salchow	1.85	0.10	0	+1	1.95
	2T <	2 Toeloop	1.43 %	-0.25	-2	-1	1.18
8	ComboSpin				-3	-3	
	C	Camel Spin	1.00 *				
	U	Upright Spin	0.50 *				
	U	Upright Spin	0.50 *				
	U	Upright Spin	0.75 %*				
			21.18				20.53
Program Components		Factor					
Skating Skills		0.8	3.25	3.75		3.50	
Transitions/Linking Footwork/Movement		0.8	3.50	3.50		3.50	
Performance/Execution		0.8	3.75	4.00		3.88	
Choreography/Composition		0.8	3.50	3.75		3.62	
Judges Total Program Component Score (factored)						11.60	
Deductions	0.00						

* Element not allowed, < under-rotated jump, << half-rotated jump, <<< down-graded jump, 'T' Credit for distribution (10%), '+' bonus on spin, '%' bonus on jump/spin, '!' Lutz No Edge

Event Manager	CARLA REGO	Specialist	PEDRO QUEIRÓS
Data Operator	ANTÓNIO MATOS	Referee	BÁRBARA GIÃO
Judge 1	BÁRBARA GIÃO	Judge 2	JOSÉ MENDES



Free Skating Ladies Minis - Free Program

JUDGES DETAILS PER SKATER

Rank	Name	Nation	Total Element score	Total Component score (factored)	Total Deductions	Total Segment score	
2	CAROLINA FREITAS NOVAIS	POR	17.56	11.00	0.00	28.56	
# Executed Element	Info	Base Value	QOE	J1	J2	Scores of Panel	
1	ComboJump 1A	Axel	1.40	0.10	+1	0	1.50
	1Lo	Loop	0.96	0.05	+1	0	1.01
	1Th	Thoren	0.96	0.05	+1	0	1.01
	1F	Flip	0.86	0.10	+1	+1	0.96
2	ComboSpin			0	+1		
	S	Sit Spin	1.28 %	0.05			1.33
	S	Sit Spin	0.80	0.05			0.85
	U	Upright Spin	0.50	0.05			0.55
3	Jump 1A	Axel	1.30	-0.30	-2	-2	1.00
4	ComboJump 1Lo	Loop	0.96	0.00	0	0	0.96
	1Lo	Loop	0.96	0.00	0	0	0.96
	1Th	Thoren	0.96	0.00	0	0	0.96
	1F	Flip	0.86	0.05	0	+1	0.91
	1Th	Thoren	0.96	0.00	0	0	0.96
5	ComboSpin			-2	-2		
	NLCam	Camel Spin No Level	0.00	0.00			0.00
	U	Upright Spin	0.50	-0.20			0.30
	U	Upright Spin	0.50	-0.20			0.30
6	Step Sequence St1	Footwork sequence	2.30	0.15	+1	0	2.45
7	Jump 1T	Toeloop	0.60	0.05	+1	0	0.65
8	Jump 1Lz	Lutz	0.90	0.00	0	0	0.90
			17.56			17.56	
Program Components			Factor				
Skating Skills			0.8	3.50	3.50	3.50	
Transitions/Linking Footwork/Movement			0.8	3.75	3.25	3.50	
Performance/Execution			0.8	3.75	3.25	3.50	
Choreography/Composition			0.8	3.50	3.00	3.25	
Judges Total Program Component Score (factored)						11.00	
Deductions			0.00				

* Element not allowed, < under-rotated jump, << half-rotated jump, <<< down-graded jump, 'T' Credit for distribution (10%), '+' bonus on spin, '%' bonus on jump/spin, '!' Lutz No Edge

Event Manager CARLA REGO Data Operator ANTÓNIO MATOS Judge 1 BÁRBARA GIÃO	Specialist PEDRO QUEIRÓS Referee BÁRBARA GIÃO Judge 2 JOSÉ MENDES
--	--



Free Skating Ladies Minis - Free Program

JUDGES DETAILS PER SKATER

Rank	Name	Nation	Total Element score	Total Component score (factored)	Total Deductions	Total Segment score
3	MARIANA AFONSO CARVALHO	POR	17.11	8.60	-1.00	24.71
# Executed Element	Info	Base Value	QOE	J1	J2	Scores of Panel
1	Jump 1F	Flip	0.80	0.10	+1 +1	0.90
2	ComboJump 1A	Axel	1.40	0.00	0 0	1.40
	1T	Toeloop	0.61	0.00	0 0	0.61
	1Th	Thoren	0.96	-0.05	-1 0	0.91
	1F	Flip	0.86	0.05	0 +1	0.91
3	Jump 1Th	Thoren	0.90	0.00	0 0	0.90
4	Jump 1A	Axel	1.30	0.00	0 0	1.30
5	Step Sequence StB	Footwork sequence	1.80	-0.30	-1 -1	1.50
6	ComboSpin				-2 -1	
	S	Sit Spin	0.80	-0.15		0.65
	U	Upright Spin	0.75 %	-0.15		0.60
	U	Upright Spin	0.50	-0.15		0.35
7	Jump 2S	2 Salchow	1.70	0.00	0 0	1.70
8	ComboJump 1Lo	Loop	0.96	0.00	0 0	0.96
	1Lo	Loop	0.96	0.00	0 0	0.96
	1Th	Thoren	0.96	-0.05	0 -1	0.91
	2S <	2 Salchow	1.30	-0.40	-3 -3	0.90
9	ComboSpin				-1 0	
	S	Sit Spin	0.80	-0.05		0.75
	U	Upright Spin	0.50	-0.05		0.45
	U	Upright Spin	0.50	-0.05		0.45
			18.36			17.11
Program Components			Factor			
Skating Skills			0.8	2.75	3.25	3.00
Transitions/Linking Footwork/Movement			0.8	2.50	3.00	2.75
Performance/Execution			0.8	2.25	2.75	2.50
Choreography/Composition			0.8	2.25	2.75	2.50
<i>Judges Total Program Component Score (factored)</i>						8.60
Deductions	-1.00	Falls: -1.0				

* Element not allowed, < under-rotated jump, << half-rotated jump, <<< down-graded jump, 'T' Credit for distribution (10%), '+' bonus on spin, '%' bonus on jump/spin, '!' Lutz No Edge

Event Manager CARLA REGO	Specialist PEDRO QUEIRÓS
Data Operator ANTÓNIO MATOS	Referee BÁRBARA GIÃO
Judge 1 BÁRBARA GIÃO	Judge 2 JOSÉ MENDES



Free Skating Ladies Minis - Free Program

JUDGES DETAILS PER SKATER

Rank	Name	Nation	Total Element score	Total Component score (factored)	Total Deductions	Total Segment score
4	MATILDE GÓIS GONÇALVES	POR	12.50	7.60	0.00	20.10

# Executed Element	Info	Base Value	QOE	J1	J2	Scores of Panel
1	Jump 1A Axel	1.30	0.20	+1	+1	1.50
2	ComboSpin			-3	-3	
	S Sit Spin	1.28 *				
	NLCam Camel Spin No Level	0.00 *				
	NLSit Sit Spin No Level	0.00 *				
3	Jump 2T << 2 Toeloop	0.85	-0.35	-3	-2	0.50
4	Step Sequence St1 Footwork sequence	2.30	-0.15	0	-1	2.15
5	ComboJump 1Lo Loop	0.96	0.00	0	0	0.96
	1Lo Loop	0.96	0.00	0	0	0.96
	1Th Thoren	0.96	0.00	0	0	0.96
	2S < 2 Salchow	1.30	-0.30	-2	-2	1.00
6	Jump 1A Axel	1.30 *		-3	-3	
7	ComboJump 1Lo Loop	0.96	-0.10	-1	-1	0.86
	1Th Thoren	0.96	-0.10	-1	-1	0.86
	1F Flip	0.86	-0.10	-1	-1	0.76
8	ComboSpin			-2	-2	
	S Sit Spin	0.80	-0.20			0.60
	U Upright Spin	0.50	-0.20			0.30
	U Upright Spin	0.50	-0.20			0.30
9	Jump 2S < 2 Salchow	1.19	-0.40	-3	-3	0.79
		15.68				12.50
Program Components		Factor				
	Skating Skills	0.8		2.50	2.50	2.50
	Transitions/Linking Footwork/Movement	0.8		2.25	2.25	2.25
	Performance/Execution	0.8		2.50	2.50	2.50
	Choreography/Composition	0.8		2.25	2.25	2.25
	Judges Total Program Component Score (factored)					7.60
Deductions	0.00					

* Element not allowed, < under-rotated jump, << half-rotated jump, <<< down-graded jump, 'T' Credit for distribution (10%), '+' bonus on spin, '%' bonus on jump/spin, '!' Lutz No Edge

Event Manager	CARLA REGO	Specialist	PEDRO QUEIRÓS
Data Operator	ANTÓNIO MATOS	Referee	BÁRBARA GIÃO
Judge 1	BÁRBARA GIÃO	Judge 2	JOSÉ MENDES



Free Skating Ladies Minis - Free Program

JUDGES DETAILS PER SKATER

Rank	Name	Nation	Total Element score	Total Component score (factored)	Total Deductions	Total Segment score
5	VITÓRIA MARTINS LOPES	POR	13.62	7.30	-1.00	19.92

# Executed Element	Info	Base Value	QOE	J1	J2	Scores of Panel	
1	ComboJump	1Lo Loop	0.96	0.00	0	0	0.96
		1Th Thoren	0.96	0.00	0	0	0.96
		1F Flip	0.86	0.00	0	0	0.86
		1T <<< Toeloop	0.00	0.00	0	0	0.00
		1Th Thoren	0.96	-0.10	-1	-1	0.86
2	ComboJump	1Lo Loop	0.96	0.00	0	0	0.96
		1Lo Loop	0.96	0.00	0	0	0.96
		1Th Thoren	0.96	0.00	0	0	0.96
		2S 2 Salchow	1.85	-0.40	-3	-3	1.45
3	ComboSpin			-3	0		
		NLSit Sit Spin No Level	0.00 *				
		U Upright Spin	0.50 *				
	U Upright Spin	0.50 *					
4	Jump	1F Flip	0.80	0.00	0	0	0.80
5	Step Sequence	St1 Footwork sequence	2.30	0.00	0	0	2.30
6	Jump	1A Axel	1.30	0.00	0	0	1.30
7	Jump	1F Flip	0.80	0.05	0	+1	0.85
8	ComboSpin			-3	-3		
		NLSit Sit Spin No Level	0.00	0.00			0.00
		U Upright Spin	0.50	-0.30			0.20
		U Upright Spin	0.50	-0.30			0.20
			14.67			13.62	
Program Components		Factor					
Skating Skills		0.8		2.75	2.50	2.62	
Transitions/Linking Footwork/Movement		0.8		2.50	2.25	2.38	
Performance/Execution		0.8		2.50	1.50	2.00	
Choreography/Composition		0.8		2.50	1.75	2.12	
Judges Total Program Component Score (factored)						7.30	
Deductions	-1.00	Falls: -1.0					

* Element not allowed, < under-rotated jump, << half-rotated jump, <<< down-graded jump, 'T' Credit for distribution (10%), '+' bonus on spin, '%' bonus on jump/spin, '!' Lutz No Edge

Event Manager	CARLA REGO	Specialist	PEDRO QUEIRÓS
Data Operator	ANTÓNIO MATOS	Referee	BÁRBARA GIÃO
Judge 1	BÁRBARA GIÃO	Judge 2	JOSÉ MENDES

Free Skating Ladies Minis - Free Program

JUDGES DETAILS PER SKATER

Rank	Name	Nation	Total Element score	Total Component score (factored)	Total Deductions	Total Segment score
6	ANA LUÍSA BADIM	POR	13.47	7.10	-2.00	18.57

# Executed Element	Info	Base Value	QOE	J1	J2	Scores of Panel
1	Jump 1F	Flip	0.80	0.10	+1 +1	0.90
2	ComboJump 1F	Flip	0.86	0.00	0 0	0.86
	1Lo	Loop	0.96	0.00	0 0	0.96
	1Th	Thoren	0.96	0.00	0 0	0.96
	1S	Salchow	0.61	0.00	0 0	0.61
3	ComboSpin			-2	-1	
	S	Sit Spin	0.80	-0.15		0.65
	U	Upright Spin	0.50	-0.15		0.35
	U	Upright Spin	0.50	-0.15		0.35
4	Step Sequence StB	Footwork sequence	1.80	-0.30	-1 -1	1.50
5	Jump 2S <	2 Salchow	1.19	-0.40	-3 -3	0.79
6	ComboJump 1Lo	Loop	0.96	0.00	0 0	0.96
	1Th	Thoren	0.96	0.00	0 0	0.96
	1S	Salchow	0.61	0.00	0 0	0.61
	1T	Toeloop	0.61	0.00	0 0	0.61
7	Jump 1A	Axel	1.30	-0.40	-3 -3	0.90
8	ComboSpin			-2	-2	
	S	Sit Spin	0.80	-0.20		0.60
	U	Upright Spin	0.50	-0.20		0.30
	NLUpr	Upright Spin No level	0.00	0.00		0.00
9	Jump 1T	Toeloop	0.60	0.00	0 0	0.60
			15.32			13.47
Program Components			Factor			
Skating Skills			0.8	2.25	2.25	2.25
Transitions/Linking Footwork/Movement			0.8	2.00	2.50	2.25
Performance/Execution			0.8	2.00	2.50	2.25
Choreography/Composition			0.8	1.75	2.50	2.12
Judges Total Program Component Score (factored)						7.10
Deductions	-2.00	Falls: -2.0				

* Element not allowed, < under-rotated jump, << half-rotated jump, <<< down-graded jump, 'T' Credit for distribution (10%), '+' bonus on spin, '%' bonus on jump/spin, '!' Lutz No Edge

Event Manager CARLA REGO	Specialist PEDRO QUEIRÓS
Data Operator ANTÓNIO MATOS	Referee BÁRBARA GIÃO
Judge 1 BÁRBARA GIÃO	Judge 2 JOSÉ MENDES



Free Skating Ladies Minis - Free Program

JUDGES DETAILS PER SKATER

Rank	Name	Nation	Total Element score	Total Component score (factored)	Total Deductions	Total Segment score
7	CAROLINA PIRES ARROJA	POR	9.18	5.50	-1.00	13.68

# Executed Element	Info	Base Value	QOE	J1	J2	Scores of Panel
1	Jump 1A < Axel	0.91	-0.40	-3	-3	0.51
2	Jump 1Lz Lutz	0.90	0.05	0	+1	0.95
3	ComboSpin			-3	-2	
	NLSit Sit Spin No Level	0.00 *				
	U Upright Spin	0.50 *				
	U Upright Spin	0.50 *				
4	Step Sequence StB Footwork sequence	1.80	-0.45	-2	-1	1.35
5	Jump 1Lo Loop	0.90	0.05	0	+1	0.95
6	ComboJump 1Lo Loop	0.96	0.00	0	0	0.96
	1Lo Loop	0.96	0.00	0	0	0.96
	1Th Thoren	0.96	-0.05	0	-1	0.91
	1F Flip	0.86	0.05	+1	0	0.91
7	ComboSpin			-3	-1	
	NLSit Sit Spin No Level	0.00 *				
	U Upright Spin	0.50 *				
8	ComboJump 1T Toeloop	0.61	0.00	0	0	0.61
	1Th < Thoren	0.67	-0.40	-3	-3	0.27
9	ComboJump 1S Salchow	0.61 *		0	-3	
	1Th Thoren	0.96 *		-3	-3	
10	Jump 1F Flip	0.80	0.00	0	0	0.80
		10.83				9.18
Program Components		Factor				
	Skating Skills	0.8		1.75	2.25	2.00
	Transitions/Linking Footwork/Movement	0.8		1.50	2.00	1.75
	Performance/Execution	0.8		1.50	1.75	1.62
	Choreography/Composition	0.8		1.25	1.75	1.50
	Judges Total Program Component Score (factored)					5.50
Deductions	-1.00	Falls: -1.0				

* Element not allowed, < under-rotated jump, << half-rotated jump, <<< down-graded jump, 'T' Credit for distribution (10%), '+' bonus on spin, '%' bonus on jump/spin, '!' Lutz No Edge

Event Manager	CARLA REGO	Specialist	PEDRO QUEIRÓS
Data Operator	ANTÓNIO MATOS	Referee	BÁRBARA GIÃO
Judge 1	BÁRBARA GIÃO	Judge 2	JOSÉ MENDES

Free Skating Men cat. Minis

FINAL RESULT

Pl.	Name	Club	Nation	Points	SP	FP
1	TIAGO MESQUITA LEITE	HC B	POR	21.85		1

Free Skating Men Minis - Free Program

JUDGES DETAILS PER SKATER

Rank	Name	Nation	Total Element score	Total Component score (factored)	Total Deductions	Total Segment score
1	TIAGO MESQUITA LEITE	POR	14.25	8.60	-1.00	21.85

# Executed Element	Info	Base Value	QOE	J1	J2	Scores of Panel
1 Jump	1Lz Lutz	0.90	0.00	0	0	0.90
2 Jump	2T << 2 Toeloop	0.85	-0.35	-3	-2	0.50
3 ComboSpin				-2	-2	
	NLCam Camel Spin No Level	0.00 *				
	NLSit Sit Spin No Level	0.00 *				
	NLCam Camel Spin No Level	0.00 *				
4 ComboJump	1Lo Loop	0.96	0.00	0	0	0.96
	1Lo Loop	0.96	0.00	0	0	0.96
	1Th Thoren	0.96	0.00	0	0	0.96
	2S < 2 Salchow	1.30	-0.40	-3	-3	0.90
5 Step Sequence	StB Footwork sequence	1.80	0.00	0	0	1.80
6 Jump	1Th Thoren	0.90	0.10	+1	+1	1.00
7 ComboSpin				-3	-1	
	NLCam Camel Spin No Level	0.00 *				
	NLSit Sit Spin No Level	0.00 *				
	U Upright Spin	0.50 *				
8 ComboJump	1A Axel	1.40	0.00	0	0	1.40
	1Lo Loop	0.96	0.00	0	0	0.96
	1Th Thoren	0.96	0.00	0	0	0.96
	2S 2 Salchow	1.85	-0.20	-1	-1	1.65
9 Jump	1A Axel	1.30	0.00	0	0	1.30
		15.60				14.25
Program Components		Factor				
Skating Skills		0.8		2.75	2.75	2.75
Transitions/Linking Footwork/Movement		0.8		2.50	2.50	2.50
Performance/Execution		0.8		2.75	2.75	2.75
Choreography/Composition		0.8		2.75	2.75	2.75
Judges Total Program Component Score (factored)						8.60
Deductions	-1.00					
	Falls: -1.0					

* Element not allowed, < under-rotated jump, << half-rotated jump, <<< down-graded jump, 'T' Credit for distribution (10%), '+' bonus on spin, '%' bonus on jump/spin, '!' Lutz No Edge

Event Manager	CARLA REGO	Specialist	PEDRO QUEIRÓS
Data Operator	ANTÓNIO MATOS	Referee	BÁRBARA GIÃO
Judge 1	BÁRBARA GIÃO	Judge 2	JOSÉ MENDES



Free Skating Ladies cat. Espoire

FINAL RESULT

Pl.	Name	Club	Nation	Points	SP	FP
1	ANA RITA RIBEIRO	HCB	POR	54.03	7	1
2	MARIA RITA GONÇALVES	GNA	POR	48.75	3	2
3	MELISSA FERNANDES SOBRAL	HCB	POR	44.99	2	3
4	IARA FILIPA ROCHA	APG	POR	44.90	1	6
5	INÊS MARIA HENRIQUES	APG	POR	43.31	4	5
6	GABRIELA AZEVEDO TEIXEIRA	HCB	POR	42.70	5	4
7	BEATRIZ SOFIA OLIVEIRA	GNA	POR	39.41	6	7
8	LETÍCIA FERNANDES COSTA	CCPA	POR	34.81	8	10
9	DANIELA SOUSA SILVA	APA	POR	33.94	10	8
10	DIANA ISABEL COSTA	APA	POR	33.48	11	9
11	MARIA LEONOR RODRIGUES	GNA	POR	29.72	9	12
12	MARIA INÊS CARVALHO	EPAB	POR	26.16	12	11
13	LARA ALBERTO BARBOSA	HCB	POR	20.18	13	13

Free Skating Ladies Espoire - Short Program

JUDGES DETAILS PER SKATER

Rank	Name	Nation	Total Element score	Total Component score (factored)	Total Deductions	Total Segment score
1	IARA FILIPA ROCHA	POR	11.35	9.30	0.00	20.65

# Executed Element	Info	Base Value	QOE	J1	J2	Scores of Panel	
1	Jump 1A	Axel	1.30	-0.10	0	-1	1.20
2	Spin C	Camel Spin	1.20 %	0.20	+1	+1	1.40
3	Jump 2S	2 Salchow	1.70	0.00	0	0	1.70
4	Step Sequence St1	Footwork sequence	2.30	0.00	0	0	2.30
5	ComboJump 1Th	Thoren	0.96	0.00	0	0	0.96
	2S	2 Salchow	1.85	-0.10	-1	0	1.75
	2T <	2 Toeloop	1.43 %	-0.25	-2	-1	1.18
	1Lo	Loop	0.96	-0.10	-1	-1	0.86
6	ComboSpin				-3	-3	
	NLCam	Camel Spin No Level	0.00 *				
	S	Sit Spin	0.96 *				
			12.66				11.35
Program Components		Factor					
	Skating Skills	0.8		2.75	3.25		3.00
	Transitions/Linking Footwork/Movement	0.8		2.75	3.50		3.12
	Performance/Execution	0.8		2.50	3.00		2.75
	Choreography/Composition	0.8		2.50	3.00		2.75
	Judges Total Program Component Score (factored)						9.30
Deductions	0.00						

* Element not allowed, < under-rotated jump, << half-rotated jump, <<< down-graded jump, 'T' Credit for distribution (10%), '+' bonus on spin, '%' bonus on jump/spin, '!' Lutz No Edge

Event Manager	CARLA REGO	Specialist	PEDRO QUEIRÓS
Data Operator	ANTÓNIO MATOS	Referee	BÁRBARA GIÃO
Judge 1	BÁRBARA GIÃO	Judge 2	JOSÉ MENDES



Free Skating Ladies Espoire - Short Program

JUDGES DETAILS PER SKATER

Rank	Name	Nation	Total Element score	Total Component score (factored)	Total Deductions	Total Segment score
2	MELISSA FERNANDES SOBRAL	POR	9.30	10.10	0.00	19.40

# Executed Element	Info	Base Value	QOE	J1	J2	Scores of Panel
1	Jump 1A Axel	1.30	0.20	+1	+1	1.50
2	Spin C Camel Spin	1.40 %	0.00	0	0	1.40
3	ComboJump 1A Axel	1.40	0.00	0	0	1.40
	NJ No Jump	0.00	0.00	0	0	0.00
	2S < 2 Salchow	1.30	-0.25	-2	-1	1.05
	1Lo Loop	0.96	-0.05	0	-1	0.91
	4	Jump 2T < 2 Toeloop	1.19	-0.30	-2	-2
5	Step Sequence St1 Footwork sequence	2.30	-0.15	0	-1	2.15
6	ComboSpin			-3	-3	
	NLCam Camel Spin No Level	0.00 *				
	NLSit Sit Spin No Level	0.00 *				
		9.85				9.30
Program Components		Factor				
Skating Skills		0.8		3.00	3.50	3.25
Transitions/Linking Footwork/Movement		0.8		3.00	3.25	3.12
Performance/Execution		0.8		3.25	3.50	3.38
Choreography/Composition		0.8		2.75	3.00	2.88
Judges Total Program Component Score (factored)						10.10
Deductions	0.00					

* Element not allowed, < under-rotated jump, << half-rotated jump, <<< down-graded jump, 'T' Credit for distribution (10%), '+' bonus on spin, '%' bonus on jump/spin, '!' Lutz No Edge

Event Manager	CARLA REGO	Specialist	PEDRO QUEIRÓS
Data Operator	ANTÓNIO MATOS	Referee	BÁRBARA GIÃO
Judge 1	BÁRBARA GIÃO	Judge 2	JOSÉ MENDES



Free Skating Ladies Espoire - Short Program

JUDGES DETAILS PER SKATER

Rank	Name	Nation	Total Element score	Total Component score (factored)	Total Deductions	Total Segment score
3	MARIA RITA GONÇALVES	POR	9.71	9.40	0.00	19.11
# Executed Element	Info	Base Value	QOE	J1	J2	Scores of Panel
1	Jump 1A Axel	1.30	0.20	+1	+1	1.50
2	ComboJump 1F Flip	0.86	0.00	0	0	0.86
	NJ No Jump	0.00	0.00	0	0	0.00
	NJ No Jump	0.00	0.00	0	0	0.00
	2S 2 Salchow	1.85	-0.10	0	-1	1.75
3	ComboSpin			0	-1	
	C Camel Spin	1.00	-0.10			0.90
	S Sit Spin	0.80	-0.05			0.75
4	Step Sequence St1 Footwork sequence	2.30	0.15	+1	0	2.45
5	Jump 2S 2 Salchow	1.70	-0.20	-1	-1	1.50
6	Spin NLCam Camel Spin No Level	0.00	0.00	-3	-3	0.00
		9.81				9.71
Program Components		Factor				
	Skating Skills	0.8		3.25	3.25	3.25
	Transitions/Linking Footwork/Movement	0.8		3.00	2.75	2.88
	Performance/Execution	0.8		3.00	3.00	3.00
	Choreography/Composition	0.8		2.75	2.50	2.62
	Judges Total Program Component Score (factored)					9.40
Deductions	0.00					

* Element not allowed, < under-rotated jump, << half-rotated jump, <<< down-graded jump, 'T' Credit for distribution (10%), '+' bonus on spin, '%' bonus on jump/spin, '!' Lutz No Edge

Event Manager CARLA REGO	Specialist PEDRO QUEIRÓS
Data Operator ANTÓNIO MATOS	Referee BÁRBARA GIÃO
Judge 1 BÁRBARA GIÃO	Judge 2 JOSÉ MENDES



Free Skating Ladies Espoire - Short Program

JUDGES DETAILS PER SKATER

Rank	Name	Nation	Total Element score	Total Component score (factored)	Total Deductions	Total Segment score	
4	INÊS MARIA HENRIQUES	POR	9.77	8.90	0.00	18.67	
# Executed Element	Info	Base Value	QOE	J1	J2	Scores of Panel	
1	ComboJump	1Th Thoren	0.96	0.00	0	0	0.96
		2S 2 Salchow	1.85	-0.20	-1	-1	1.65
		NJ No Jump	0.00	0.00	0	0	0.00
		1Lo Loop	0.96	0.00	0	0	0.96
2	Step Sequence	St1 Footwork sequence	2.30	0.00	0	0	2.30
3	Jump	2S 2 Salchow	1.70	0.00	0	0	1.70
4	Spin	C Camel Spin	1.00	-0.10	-1	0	0.90
5	Jump	1A Axel	1.30	0.00	0	0	1.30
6	ComboSpin			-3	-3		
	NLCam Camel Spin No Level	0.00 *					
	S Sit Spin	0.80 *					
		10.87					9.77
Program Components		Factor					
	Skating Skills	0.8		2.75	2.75		2.75
	Transitions/Linking Footwork/Movement	0.8		3.00	3.25		3.12
	Performance/Execution	0.8		2.50	3.00		2.75
	Choreography/Composition	0.8		2.50	2.50		2.50
	Judges Total Program Component Score (factored)						8.90
Deductions	0.00						

* Element not allowed, < under-rotated jump, << half-rotated jump, <<< down-graded jump, 'T' Credit for distribution (10%), '+' bonus on spin, '%' bonus on jump/spin, '!' Lutz No Edge

Event Manager CARLA REGO	Specialist PEDRO QUEIRÓS
Data Operator ANTÓNIO MATOS	Referee BÁRBARA GIÃO
Judge 1 BÁRBARA GIÃO	Judge 2 JOSÉ MENDES



Free Skating Ladies Espoire - Short Program

JUDGES DETAILS PER SKATER

Rank	Name	Nation	Total Element score	Total Component score (factored)	Total Deductions	Total Segment score
5	GABRIELA AZEVEDO TEIXEIRA	POR	9.23	8.10	0.00	17.33

# Executed Element	Info	Base Value	QOE	J1	J2	Scores of Panel
1	Jump 1A Axel	1.30	-0.10	0	-1	1.20
2	Spin NLCam Camel Spin No Level	0.00	0.00	-3	-3	0.00
3	Jump 2T < 2 Toeloop	1.19	-0.25	-1	-2	0.94
4	ComboJump 1A Axel	1.40	0.10	+1	0	1.50
	NJ No Jump	0.00	0.00	0	0	0.00
	2S < 2 Salchow	1.30	-0.20	-1	-1	1.10
	1Lo Loop	0.96	0.00	0	0	0.96
5	Step Sequence St1 Footwork sequence	2.30	-0.45	-2	-1	1.85
6	ComboSpin			-2	-2	
	S Sit Spin	1.28 %	-0.20			1.08
	C Camel Spin	1.00	-0.40			0.60
		10.73				9.23
Program Components		Factor				
Skating Skills		0.8		2.50	2.75	2.62
Transitions/Linking Footwork/Movement		0.8		2.75	2.50	2.62
Performance/Execution		0.8		2.25	2.50	2.38
Choreography/Composition		0.8		2.25	2.75	2.50
Judges Total Program Component Score (factored)						8.10
Deductions	0.00					

* Element not allowed, < under-rotated jump, << half-rotated jump, <<< down-graded jump, 'T' Credit for distribution (10%), '+' bonus on spin, '%' bonus on jump/spin, '!' Lutz No Edge

Event Manager CARLA REGO	Specialist PEDRO QUEIRÓS
Data Operator ANTÓNIO MATOS	Referee BÁRBARA GIÃO
Judge 1 BÁRBARA GIÃO	Judge 2 JOSÉ MENDES



Free Skating Ladies Espoire - Short Program

JUDGES DETAILS PER SKATER

Rank	Name	Nation	Total Element score	Total Component score (factored)	Total Deductions	Total Segment score
6	BEATRIZ SOFIA OLIVEIRA	POR	8.55	8.00	0.00	16.55
# Executed Element	Info	Base Value	QOE	J1	J2	Scores of Panel
1	Jump 1A Axel	1.30	-0.10	-1	0	1.20
2	ComboJump 1A Axel	1.40	0.00	0	0	1.40
	NJ No Jump	0.00	0.00	0	0	0.00
	2S < 2 Salchow	1.30	-0.25	-2	-1	1.05
	1Lo Loop	0.96	0.00	0	0	0.96
3	Spin C Camel Spin	1.00	-0.10	-1	0	0.90
4	Step Sequence St1 Footwork sequence	2.30	-0.15	-1	0	2.15
5	ComboSpin			-3	-3	
	NLCam Camel Spin No Level	0.00 *				
	S Sit Spin	0.80 *				
6	Jump 2T < 2 Toeloop	1.19	-0.30	-2	-2	0.89
		10.25				8.55
Program Components		Factor				
	Skating Skills	0.8		2.50	2.50	2.50
	Transitions/Linking Footwork/Movement	0.8		2.50	2.50	2.50
	Performance/Execution	0.8		2.50	2.50	2.50
	Choreography/Composition	0.8		2.50	2.50	2.50
Judges Total Program Component Score (factored)						8.00
Deductions 0.00						

* Element not allowed, < under-rotated jump, << half-rotated jump, <<< down-graded jump, 'T' Credit for distribution (10%), '+' bonus on spin, '%' bonus on jump/spin, '!' Lutz No Edge

Event Manager CARLA REGO	Specialist PEDRO QUEIRÓS
Data Operator ANTÓNIO MATOS	Referee BÁRBARA GIÃO
Judge 1 BÁRBARA GIÃO	Judge 2 JOSÉ MENDES



Free Skating Ladies Espoire - Short Program

JUDGES DETAILS PER SKATER

Rank	Name	Nation	Total Element score	Total Component score (factored)	Total Deductions	Total Segment score
7	ANA RITA RIBEIRO	POR	7.40	9.81	-2.00	15.21

# Executed Element	Info	Base Value	QOE	J1	J2	Scores of Panel
1	Jump 1A Axel	1.30	0.20	+1	+1	1.50
2	Spin C Camel Spin	1.15 %	0.00	0	0	1.15
3	Jump 2F 2 Flip	2.00	-0.40	-2	-2	1.60
4	Jump 2Lo 2 Loop	2.20 *		-2	-2	
5	ComboJump 1Lo Loop	0.96 *		0	0	
	NJ No Jump	0.00 *		0	0	
	2S 2 Salchow	1.85 *		0	-1	
6	Step Sequence St2 Footwork sequence	3.30	-0.15	0	-1	3.15
7	ComboSpin			-3	-3	
	NLCam Camel Spin No Level	0.00 *				
		7.75				7.40
Program Components		Factor				
Skating Skills		0.8		3.25	3.50	3.38
Transitions/Linking Footwork/Movement		0.8		3.50	3.25	3.38
Performance/Execution		0.8		2.50	2.75	2.62
Choreography/Composition		0.8		2.75	3.00	2.88
Judges Total Program Component Score (factored)						9.81
Deductions	-2.00	Falls: -1.0	Missing Elements: -1			

* Element not allowed, < under-rotated jump, << half-rotated jump, <<< down-graded jump, 'T' Credit for distribution (10%), '+' bonus on spin, '%' bonus on jump/spin, '!' Lutz No Edge

Event Manager CARLA REGO	Specialist PEDRO QUEIRÓS
Data Operator ANTÓNIO MATOS	Referee BÁRBARA GIÃO
Judge 1 BÁRBARA GIÃO	Judge 2 JOSÉ MENDES

Free Skating Ladies Espoire - Short Program

JUDGES DETAILS PER SKATER

Rank	Name	Nation	Total Element score	Total Component score (factored)	Total Deductions	Total Segment score
8	LETÍCIA FERNANDES COSTA	POR	7.23	7.59	0.00	14.82

# Executed Element	Info	Base Value	QOE	J1	J2	Scores of Panel
1	ComboSpin			-1	0	
	C Camel Spin	1.00	-0.10			0.90
	S Sit Spin	0.80	-0.05			0.75
2	ComboJump					
	1A Axel	1.40	0.10	0	+1	1.50
	NJ No Jump	0.00	0.00	0	0	0.00
	2S << 2 Salchow	0.93	-0.35	-3	-2	0.58
3	Jump					
	1Lo Loop	0.90	-0.05	0	-1	0.85
4	Jump					
	1A Axel	1.30	0.00	+1	-1	1.30
5	Spin					
	NLCam Camel Spin No Level	0.00	0.00	-3	-3	0.00
6	Jump					
	2T < 2 Toeloop	1.19 *		-2	-1	
7	Step Sequence					
	StB Footwork sequence	1.80	-0.45	-2	-1	1.35
		8.13				7.23
Program Components		Factor				
	Skating Skills	0.8		2.50	2.50	2.50
	Transitions/Linking Footwork/Movement	0.8		2.50	2.75	2.62
	Performance/Execution	0.8		2.25	2.25	2.25
	Choreography/Composition	0.8		2.25	2.00	2.12
	Judges Total Program Component Score (factored)					7.59
Deductions	0.00					

* Element not allowed, < under-rotated jump, << half-rotated jump, <<< down-graded jump, 'T' Credit for distribution (10%), '+' bonus on spin, '%' bonus on jump/spin, '!' Lutz No Edge

Event Manager CARLA REGO	Specialist PEDRO QUEIRÓS
Data Operator ANTÓNIO MATOS	Referee BÁRBARA GIÃO
Judge 1 BÁRBARA GIÃO	Judge 2 JOSÉ MENDES



Free Skating Ladies Espoire - Short Program

JUDGES DETAILS PER SKATER

Rank	Name	Nation	Total Element score	Total Component score (factored)	Total Deductions	Total Segment score
9	MARIA LEONOR RODRIGUES	POR	6.27	7.70	0.00	13.97

# Executed Element	Info	Base Value	QOE	J1	J2	Scores of Panel
1 ComboJump	1F Flip	0.86	-0.05	0	-1	0.81
	NJ No Jump	0.00	0.00	0	0	0.00
	2S < 2 Salchow	1.30	-0.30	-2	-2	1.00
	1Lo Loop	0.96	-0.20	-3	0	0.76
2 Jump	1A Axel	1.30	-0.10	-1	0	1.20
3 Jump	2S << 2 Salchow	0.85	-0.35	-3	-2	0.50
4 Spin	NLCam Camel Spin No Level	0.00	0.00	-3	-3	0.00
5 Step Sequence	St1 Footwork sequence	2.30	-0.30	-1	-1	2.00
6 ComboSpin				-3	-3	
	NLCam Camel Spin No Level	0.00 *				
	NLSit Sit Spin No Level	0.00 *				
		7.57				6.27
Program Components		Factor				
	Skating Skills	0.8		2.50	2.25	2.38
	Transitions/Linking Footwork/Movement	0.8		2.75	2.75	2.75
	Performance/Execution	0.8		2.25	2.00	2.12
	Choreography/Composition	0.8		2.25	2.50	2.38
	Judges Total Program Component Score (factored)					7.70
Deductions	0.00					

* Element not allowed, < under-rotated jump, << half-rotated jump, <<< down-graded jump, 'T' Credit for distribution (10%), '+' bonus on spin, '%' bonus on jump/spin, '!' Lutz No Edge

Event Manager CARLA REGO	Specialist PEDRO QUEIRÓS
Data Operator ANTÓNIO MATOS	Referee BÁRBARA GIÃO
Judge 1 BÁRBARA GIÃO	Judge 2 JOSÉ MENDES



Free Skating Ladies Espoire - Short Program

JUDGES DETAILS PER SKATER

Rank	Name	Nation	Total Element score	Total Component score (factored)	Total Deductions	Total Segment score
10	DANIELA SOUSA SILVA	POR	6.27	6.90	-1.00	12.17

# Executed Element	Info	Base Value	QOE	J1	J2	Scores of Panel	
1	ComboJump 1Th	Thoren	0.96	0.00	0	0	0.96
	2S <	2 Salchow	1.30	-0.20	-1	-1	1.10
	1T	Toeloop	0.61	0.00	0	0	0.61
2	Jump 1A	Axel	1.30	0.00	0	0	1.30
3	Jump 2S	2 Salchow	1.70	-0.30	-2	-2	1.40
4	Spin NLCam	Camel Spin No Level	0.00	0.00	-3	-3	0.00
5	Step Sequence StB	Footwork sequence	1.80	-0.90	-3	-3	0.90
6	ComboSpin			-3	-3		
	NLCam	Camel Spin No Level	0.00 *				
	S	Sit Spin	0.80 *				
		8.47					6.27
Program Components		Factor					
Skating Skills		0.8		2.00	2.50		2.25
Transitions/Linking Footwork/Movement		0.8		2.25	2.75		2.50
Performance/Execution		0.8		1.50	2.25		1.88
Choreography/Composition		0.8		1.50	2.50		2.00
Judges Total Program Component Score (factored)						6.90	
Deductions	-1.00	Falls: -1.0					

* Element not allowed, < under-rotated jump, << half-rotated jump, <<< down-graded jump, 'T' Credit for distribution (10%), '+' bonus on spin, '%' bonus on jump/spin, '!' Lutz No Edge

Event Manager CARLA REGO	Specialist PEDRO QUEIRÓS
Data Operator ANTÓNIO MATOS	Referee BÁRBARA GIÃO
Judge 1 BÁRBARA GIÃO	Judge 2 JOSÉ MENDES



Free Skating Ladies Espoire - Short Program

JUDGES DETAILS PER SKATER

Rank	Name	Nation	Total Element score	Total Component score (factored)	Total Deductions	Total Segment score	
11	DIANA ISABEL COSTA	POR	7.86	5.19	-1.00	12.05	
# Executed Element	Info	Base Value	QOE	J1	J2	Scores of Panel	
1	ComboJump	1A Axel	1.40	0.00	0	0	1.40
		NJ No Jump	0.00	0.00	0	0	0.00
		2S 2 Salchow	1.85	-0.25	-2	-1	1.60
		1Lo Loop	0.96	0.00	0	0	0.96
2	ComboSpin			-3	-3		
		C Camel Spin	1.00 *				
		NLSit Sit Spin No Level	0.00 *				
3	Step Sequence	St1 Footwork sequence	2.30	-0.60	-2	-2	1.70
4	Jump	1A Axel	1.30	0.00	0	0	1.30
5	Jump	1F Flip	0.80	0.10	+1	+1	0.90
6	Spin	NLCam Camel Spin No Level	0.00	0.00	-3	-3	0.00
			9.61			7.86	
Program Components			Factor				
Skating Skills			0.8	2.00	1.25	1.62	
Transitions/Linking Footwork/Movement			0.8	1.75	1.50	1.62	
Performance/Execution			0.8	2.00	1.50	1.75	
Choreography/Composition			0.8	1.50	1.50	1.50	
Judges Total Program Component Score (factored)						5.19	
Deductions		-1.00	Falls: -1.0				

* Element not allowed, < under-rotated jump, << half-rotated jump, <<< down-graded jump, 'T' Credit for distribution (10%), '+' bonus on spin, '%' bonus on jump/spin, '!' Lutz No Edge

Event Manager CARLA REGO	Specialist PEDRO QUEIRÓS
Data Operator ANTÓNIO MATOS	Referee BÁRBARA GIÃO
Judge 1 BÁRBARA GIÃO	Judge 2 JOSÉ MENDES



Free Skating Ladies Espoire - Short Program

JUDGES DETAILS PER SKATER

Rank	Name	Nation	Total Element score	Total Component score (factored)	Total Deductions	Total Segment score
12	MARIA INÊS CARVALHO	POR	4.66	6.00	-1.00	9.66

# Executed Element	Info	Base Value	QOE	J1	J2	Scores of Panel
1	Jump 1A Axel	1.30	-0.40	-3	-3	0.90
2	Jump 2T < 2 Toeloop	1.19	-0.40	-3	-3	0.79
3	ComboSpin			-3	-3	
	NLCam Camel Spin No Level	0.00 *				
	S Sit Spin	0.80 *				
4	Step Sequence StB Footwork sequence	1.80	-0.45	-2	-1	1.35
5	ComboJump 1F Flip	0.86	-0.05	0	-1	0.81
	1Lo Loop	0.96	-0.15	-2	-1	0.81
6	Spin NLCam Camel Spin No Level	0.00	0.00	-3	-3	0.00
		6.91				4.66
Program Components		Factor				
	Skating Skills	0.8		2.00	1.75	1.88
	Transitions/Linking Footwork/Movement	0.8		2.25	2.25	2.25
	Performance/Execution	0.8		1.75	1.50	1.62
	Choreography/Composition	0.8		2.00	1.50	1.75
Judges Total Program Component Score (factored)						6.00
Deductions	-1.00	Falls: -1.0				

* Element not allowed, < under-rotated jump, << half-rotated jump, <<< down-graded jump, 'T' Credit for distribution (10%), '+' bonus on spin, '%' bonus on jump/spin, '!' Lutz No Edge

Event Manager CARLA REGO	Specialist PEDRO QUEIRÓS
Data Operator ANTÓNIO MATOS	Referee BÁRBARA GIÃO
Judge 1 BÁRBARA GIÃO	Judge 2 JOSÉ MENDES

Free Skating Ladies Espoire - Short Program

JUDGES DETAILS PER SKATER

Rank	Name	Nation	Total Element score	Total Component score (factored)	Total Deductions	Total Segment score
13	LARA ALBERTO BARBOSA	POR	2.91	3.59	-1.00	5.50
# Executed Element	Info	Base Value	QOE	J1	J2	Scores of Panel
1	Jump 1A < Axel	0.91	-0.40	-3	-3	0.51
2	ComboJump 1A Axel	1.40	-0.30	-2	-2	1.10
	1Lo <<< Loop	0.00	0.00	0	0	0.00
	1Lo Loop	0.96 *		-1	0	
3	Jump 1Lz Lutz	0.45	-0.20	-2	-2	0.25
4	Step Sequence StB Footwork sequence	1.80	-0.75	-2	-3	1.05
5	ComboSpin			-3	-3	
	NLSit Sit Spin No Level	0.00 *				
	NLCam Camel Spin No Level	0.00 *				
6	Spin NLCam Camel Spin No Level	0.00	0.00	-3	-3	0.00
		4.56				2.91
Program Components		Factor				
	Skating Skills	0.8		1.25	1.00	1.12
	Transitions/Linking Footwork/Movement	0.8		1.25	1.25	1.25
	Performance/Execution	0.8		1.00	1.00	1.00
	Choreography/Composition	0.8		1.00	1.25	1.12
Judges Total Program Component Score (factored)						3.59
Deductions	-1.00	Falls: -1.0				

* Element not allowed, < under-rotated jump, << half-rotated jump, <<< down-graded jump, 'T' Credit for distribution (10%), '+' bonus on spin, '%' bonus on jump/spin, '!' Lutz No Edge

Event Manager CARLA REGO	Specialist PEDRO QUEIRÓS
Data Operator ANTÓNIO MATOS	Referee BÁRBARA GIÃO
Judge 1 BÁRBARA GIÃO	Judge 2 JOSÉ MENDES



Free Skating Ladies Espoire - Free Program

JUDGES DETAILS PER SKATER

Rank	Name	Nation	Total Element score	Total Component score (factored)	Total Deductions	Total Segment score
1	ANA RITA RIBEIRO	POR	25.20	13.62	0.00	38.82

# Executed Element	Info	Base Value	QOE	J1	J2	Scores of Panel	
1	Jump 1Lo	Loop	0.90	0.10	+1	+1	1.00
2	Jump 1A	Axel	1.30	0.20	+1	+1	1.50
3	Spin C	Camel Spin	1.15 %	0.00	0	0	1.15
4	ComboJump 1F	Flip	0.86	0.00	0	0	0.86
	2T	2 Toeloop	1.85	-0.10	0	-1	1.75
	2T <	2 Toeloop	1.43 %	-0.20	-1	-1	1.23
	2Lo <	2 Loop	1.94 %	-0.40	-2	-2	1.54
5	Jump 2Lo	2 Loop	2.20	0.00	0	0	2.20
6	Step Sequence St2	Footwork sequence	3.30	0.15	+1	0	3.45
7	ComboSpin C	Camel Spin	1.00	0.10			1.10
	S	Sit Spin	1.40 %	0.05			1.45
	C	Camel Spin	1.55 %	0.10			1.65
8	ComboJump 2Lz <	2 Lutz	1.76	-0.20	-1	-1	1.56
	NJ	No Jump	0.00	0.00	0	0	0.00
	2S	2 Salchow	1.85	-0.10	0	-1	1.75
	NJ	No Jump	0.00	0.00	0	0	0.00
	2S	2 Salchow	1.85	-0.10	0	-1	1.75
9	ComboSpin U	Upright Spin	0.50	-0.10			0.40
	S	Sit Spin	0.96 %	-0.10			0.86
	U	Upright Spin	2.75 *				
	S	Sit Spin	0.96 %*				
			25.80				25.20
Program Components		Factor					
	Skating Skills	1		3.50	3.50		3.50
	Transitions/Linking Footwork/Movement	1		4.00	3.75		3.88
	Performance/Execution	1		3.25	3.00		3.12
	Choreography/Composition	1		3.25	3.00		3.12
	Judges Total Program Component Score (factored)						13.62
Deductions	0.00						

* Element not allowed, < under-rotated jump, << half-rotated jump, <<< down-graded jump, 'T' Credit for distribution (10%), '+' bonus on spin, '%' bonus on jump/spin, '!' Lutz No Edge

Event Manager	CARLA REGO	Specialist	PEDRO QUEIRÓS
Data Operator	ANTÓNIO MATOS	Referee	BÁRBARA GIÃO
Judge 1	BÁRBARA GIÃO	Judge 2	JOSÉ MENDES



Free Skating Ladies Espoire - Free Program

JUDGES DETAILS PER SKATER

Rank	Name	Nation	Total Element score	Total Component score (factored)	Total Deductions	Total Segment score
2	MARIA RITA GONÇALVES	POR	15.64	16.00	-2.00	29.64

#	Executed Element	Info	Base Value	QOE	J1	J2	Scores of Panel
1	Jump	1A Axel	1.30	0.10	0	+1	1.40
2	Jump	2F < 2 Flip	1.40	-0.20	-1	-1	1.20
3	ComboSpin				-2	-1	
		C Camel Spin	1.00	-0.30			0.70
		S Sit Spin	1.12 %	-0.15			0.97
		U Upright Spin	0.50	-0.15			0.35
4	ComboJump	1A Axel	1.40	0.00	0	0	1.40
		1Th Thoren	0.96	-0.40	-3	-3	0.56
5	Jump	1T Toeloop	0.60	0.05	0	+1	0.65
6	Jump	1Th Thoren	0.90	0.10	+1	+1	1.00
7	Jump	1Lo Loop	0.90	0.05	0	+1	0.95
8	Step Sequence	St2 Footwork sequence	3.30	-0.45	-1	-2	2.85
9	Spin	C Camel Spin	1.00	-0.20	-1	-1	0.80
10	ComboJump	1F Flip	0.86	0.00	0	0	0.86
		NJ No Jump	0.00	0.00	0	0	0.00
		NJ No Jump	0.00	0.00	0	0	0.00
		2S < 2 Salchow	1.30	-0.25	-2	-1	1.05
11	ComboSpin				-3	-3	
		C Camel Spin	1.00	-0.60			0.40
		S Sit Spin	0.80	-0.30			0.50
		U Upright Spin	0.50 *				
			18.34				15.64
Program Components			Factor				
	Skating Skills		1	4.50	4.00		4.25
	Transitions/Linking Footwork/Movement		1	4.25	4.00		4.12
	Performance/Execution		1	4.00	3.50		3.75
	Choreography/Composition		1	4.00	3.75		3.88
	Judges Total Program Component Score (factored)						16.00
Deductions	-2.00	Falls: -2.0					

* Element not allowed, < under-rotated jump, << half-rotated jump, <<< down-graded jump, 'T' Credit for distribution (10%), '+' bonus on spin, '%' bonus on jump/spin, '!' Lutz No Edge

Event Manager	CARLA REGO	Specialist	PEDRO QUEIRÓS
Data Operator	ANTÓNIO MATOS	Referee	BÁRBARA GIÃO
Judge 1	BÁRBARA GIÃO	Judge 2	JOSÉ MENDES



Free Skating Ladies Espoire - Free Program

JUDGES DETAILS PER SKATER

Rank	Name	Nation	Total Element score	Total Component score (factored)	Total Deductions	Total Segment score
3	MELISSA FERNANDES SOBRAL	POR	12.84	13.75	-1.00	25.59

#	Executed Element	Info	Base Value	QOE	J1	J2	Scores of Panel
1	Jump	1A Axel	1.30	-0.20	-1	-1	1.10
2	Spin	NLCam Camel Spin No Level	0.00	0.00	-3	-3	0.00
3	ComboJump	1T Toeloop	0.61	0.00	0	0	0.61
		NJ No Jump	0.00	0.00	0	0	0.00
		2S < 2 Salchow	1.30	-0.30	-3	-1	1.00
4	Jump	2T 2 Toeloop	1.70	-0.10	-1	0	1.60
5	Jump	2Lo <<< 2 Loop	0.90	-0.40	-3	-3	0.50
6	Step Sequence	St1 Footwork sequence	2.30	-0.30	-1	-1	2.00
7	ComboSpin				-2	-2	
		NLCam Camel Spin No Level	0.00	0.00			0.00
		S Sit Spin	0.80	-0.20			0.60
		U Upright Spin	0.50	-0.20			0.30
		U Upright Spin	0.50	-0.20			0.30
8	Jump	1A Axel	1.30 *		-2	-2	
9	ComboJump	1F Flip	0.86	0.00	0	0	0.86
		1Lo Loop	0.96	0.00	0	0	0.96
10	ComboSpin				-2	-1	
		NLSit Sit Spin No Level	0.00	0.00			0.00
		U Upright Spin	0.50	-0.15			0.35
		S Sit Spin	0.96 %	-0.15			0.81
11	Jump	1Lz Lutz	0.90	0.05	0	+1	0.95
12	Jump	1Th Thoren	0.90	0.00	0	0	0.90
			14.99				12.84
Program Components			Factor				
Skating Skills			1	3.25	3.50		3.38
Transitions/Linking Footwork/Movement			1	3.25	3.25		3.25
Performance/Execution			1	3.50	3.75		3.62
Choreography/Composition			1	3.50	3.50		3.50
Judges Total Program Component Score (factored)							13.75
Deductions		-1.00	Falls: -1.0				

* Element not allowed, < under-rotated jump, << half-rotated jump, <<< down-graded jump, 'T' Credit for distribution (10%), '+' bonus on spin, '%' bonus on jump/spin, '!' Lutz No Edge

Event Manager	CARLA REGO	Specialist	PEDRO QUEIRÓS
Data Operator	ANTÓNIO MATOS	Referee	BÁRBARA GIÃO
Judge 1	BÁRBARA GIÃO	Judge 2	JOSÉ MENDES

Free Skating Ladies Espoire - Free Program

JUDGES DETAILS PER SKATER

Rank	Name	Nation	Total Element score	Total Component score (factored)	Total Deductions	Total Segment score
4	GABRIELA AZEVEDO TEIXEIRA	POR	15.75	9.62	0.00	25.37

#	Executed Element	Info	Base Value	QOE	J1	J2	Scores of Panel
1	Jump	1A Axel	1.30	-0.20	-1	-1	1.10
2	Spin	NLCam Camel Spin No Level	0.00	0.00	-3	-1	0.00
3	Jump	2T 2 Toeloop	1.70	-0.20	-1	-1	1.50
4	Jump	2F < 2 Flip	1.40	-0.10	-1	0	1.30
5	ComboJump	1A Axel	1.40	0.00	0	0	1.40
		NJ No Jump	0.00	0.00	0	0	0.00
		2S < 2 Salchow	1.30	-0.30	-2	-2	1.00
		1Lo Loop	0.96	0.00	0	0	0.96
6	Step Sequence	StB Footwork sequence	1.80	-0.45	-2	-1	1.35
7	ComboSpin				-3	-1	
		S Sit Spin	1.28 %	-0.20			1.08
		C Camel Spin	1.00	-0.40			0.60
		U Upright Spin	2.75 *				
		S Sit Spin	0.96 *				
8	Jump	1F Flip	0.80	0.10	+1	+1	0.90
9	ComboJump	2T 2 Toeloop	1.85	-0.20	-1	-1	1.65
		1Th Thoren	0.96	0.00	0	0	0.96
10	Jump	1S Salchow	0.60	0.00	0	0	0.60
11	ComboSpin				-1	0	
		C Camel Spin	1.00	-0.10			0.90
		NLSit Sit Spin No Level	0.00	0.00			0.00
		U Upright Spin	0.50	-0.05			0.45
			17.85				15.75
Program Components			Factor				
Skating Skills			1	2.50	2.75		2.62
Transitions/Linking Footwork/Movement			1	2.25	2.75		2.50
Performance/Execution			1	2.00	2.50		2.25
Choreography/Composition			1	2.00	2.50		2.25
Judges Total Program Component Score (factored)							9.62
Deductions			0.00				

* Element not allowed, < under-rotated jump, << half-rotated jump, <<< down-graded jump, 'T' Credit for distribution (10%), '+' bonus on spin, '%' bonus on jump/spin, '!' Lutz No Edge

Event Manager	CARLA REGO	Specialist	PEDRO QUEIRÓS
Data Operator	ANTÓNIO MATOS	Referee	BÁRBARA GIÃO
Judge 1	BÁRBARA GIÃO	Judge 2	JOSÉ MENDES



Free Skating Ladies Espoire - Free Program

JUDGES DETAILS PER SKATER

Rank	Name	Nation	Total Element score	Total Component score (factored)	Total Deductions	Total Segment score
5	INÊS MARIA HENRIQUES	POR	16.52	9.12	-1.00	24.64

#	Executed Element	Info	Base Value	QOE	J1	J2	Scores of Panel
1	Jump	1Th Thoren	0.90	0.00	0	0	0.90
2	ComboJump	1A Axel	1.40	-0.25	-2	-1	1.15
		NJ No Jump	0.00	0.00	0	0	0.00
		2T 2 Toeloop	1.85	-0.40	-3	-3	1.45
3	ComboSpin				-2	-1	
		C Camel Spin	1.00	-0.30			0.70
		S Sit Spin	0.80	-0.15			0.65
		U Upright Spin	0.50	-0.15			0.35
		U Upright Spin	0.50	-0.15			0.35
4	ComboJump	1Th Thoren	0.96	0.00	0	0	0.96
		2S 2 Salchow	1.85	-0.10	-1	0	1.75
		NJ No Jump	0.00	0.00	0	0	0.00
		1Lo Loop	0.96	0.00	0	0	0.96
5	Jump	2S 2 Salchow	1.70	0.00	0	0	1.70
6	Spin	NLCam Camel Spin No Level	0.00	0.00	-3	-3	0.00
7	Step Sequence	St1 Footwork sequence	2.30	-0.30	-1	-1	2.00
8	Jump	2T 2 Toeloop	1.70	-0.40	-3	-3	1.30
9	Jump	1Lz Lutz	0.90	0.10	+1	+1	1.00
10	Jump	1A Axel	1.30	0.00	0	0	1.30
11	ComboSpin				-3	-3	
		NLCam Camel Spin No Level	0.00 *				
		NLSit Sit Spin No Level	0.00 *				
		U Upright Spin	0.75 *				
			19.37				16.52
Program Components			Factor				
	Skating Skills		1	2.75	2.75		2.75
	Transitions/Linking Footwork/Movement		1	2.00	2.50		2.25
	Performance/Execution		1	1.75	2.25		2.00
	Choreography/Composition		1	2.00	2.25		2.12
	Judges Total Program Component Score (factored)						9.12
Deductions	-1.00	Falls: -1.0					

* Element not allowed, < under-rotated jump, << half-rotated jump, <<< down-graded jump, 'T' Credit for distribution (10%), '+' bonus on spin, '%' bonus on jump/spin, '!' Lutz No Edge

Event Manager CARLA REGO	Specialist PEDRO QUEIRÓS
Data Operator ANTÓNIO MATOS	Referee BÁRBARA GIÃO
Judge 1 BÁRBARA GIÃO	Judge 2 JOSÉ MENDES



Free Skating Ladies Espoire - Free Program

JUDGES DETAILS PER SKATER

Rank	Name	Nation	Total Element score	Total Component score (factored)	Total Deductions	Total Segment score
6	IARA FILIPA ROCHA	POR	14.13	12.12	-2.00	24.25

#	Executed Element	Info	Base Value	QOE	J1	J2	Scores of Panel
1	Spin	C Camel Spin	1.20 %	0.10	0	+1	1.30
2	Jump	2S 2 Salchow	1.70	-0.20	-1	-1	1.50
3	Jump	1Th Thoren	0.90	0.00	0	0	0.90
4	Jump	1A Axel	1.30	-0.40	-3	-3	0.90
5	Jump	2Lo < 2 Loop	1.54	-0.30	-2	-1	1.24
6	ComboSpin				0	-1	
		C Camel Spin	1.00	-0.10			0.90
		S Sit Spin	0.96 %	-0.05			0.91
		U Upright Spin	0.50	-0.05			0.45
		U Upright Spin	0.50	-0.05			0.45
7	Step Sequence	StB Footwork sequence	1.80	-0.15	-1	0	1.65
8	Jump	1A Axel	1.30 *		-1	-2	
9	ComboJump	1Th Thoren	0.96	0.00	0	0	0.96
		2S 2 Salchow	1.85	-0.40	-3	-3	1.45
10	ComboSpin				0	0	
		C Camel Spin	1.40 *				
		S Sit Spin	0.96 *				
		U Upright Spin	0.50 *				
11	ComboJump	1T Toeloop	0.61	-0.05	0	-1	0.56
		1Lo Loop	0.96	0.00	0	0	0.96
			15.78				14.13
Program Components			Factor				
	Skating Skills		1		3.25	3.25	3.25
	Transitions/Linking Footwork/Movement		1		3.00	3.00	3.00
	Performance/Execution		1		2.75	2.75	2.75
	Choreography/Composition		1		3.00	3.25	3.12
	Judges Total Program Component Score (factored)						12.12
Deductions	-2.00	Falls: -2.0					

* Element not allowed, < under-rotated jump, << half-rotated jump, <<< down-graded jump, 'T' Credit for distribution (10%), '+' bonus on spin, '%' bonus on jump/spin, '!' Lutz No Edge

Event Manager	CARLA REGO	Specialist	PEDRO QUEIRÓS
Data Operator	ANTÓNIO MATOS	Referee	BÁRBARA GIÃO
Judge 1	BÁRBARA GIÃO	Judge 2	JOSÉ MENDES



Free Skating Ladies Espoire - Free Program

JUDGES DETAILS PER SKATER

Rank	Name	Nation	Total Element score	Total Component score (factored)	Total Deductions	Total Segment score
7	BEATRIZ SOFIA OLIVEIRA	POR	14.61	11.75	-3.50	22.86

# Executed Element	Info	Base Value	QOE	J1	J2	Scores of Panel
1	Jump 2T 2 Toeloop	1.70	0.10	0	+1	1.80
2	ComboJump 1A Axel	1.40	0.00	0	0	1.40
	NJ No Jump	0.00	0.00	0	0	0.00
	2S 2 Salchow	1.85	0.00	0	0	1.85
	1Lo Loop	0.96	0.00	0	0	0.96
3	Jump 1F Flip	0.80	0.10	+1	+1	0.90
4	ComboSpin			-1	-1	
	C Camel Spin	1.00	-0.20			0.80
	S Sit Spin	0.80	-0.10			0.70
	NLUpr Upright Spin No level	0.00	0.00			0.00
	U Upright Spin	0.50	-0.10			0.40
5	Jump 1A Axel	1.30	-0.20	-1	-1	1.10
6	Step Sequence StB Footwork sequence	1.80	-0.90	-3	-3	0.90
7	Jump 2T < 2 Toeloop	1.19 *		-3	-3	
8	ComboSpin			-1	-1	
	C Camel Spin	1.00	-0.20			0.80
	U Upright Spin	0.50	-0.10			0.40
	U Upright Spin	0.50	-0.10			0.40
9	Jump 1Lo Loop	0.90	0.00	0	0	0.90
10	Jump 2F << 2 Flip	1.00	-0.50	-3	-3	0.50
11	Spin S Sit Spin	0.80	0.00	0	0	0.80
16.81						14.61
Program Components		Factor				
Skating Skills		1		3.75	3.50	3.62
Transitions/Linking Footwork/Movement		1		3.00	2.75	2.88
Performance/Execution		1		2.50	2.50	2.50
Choreography/Composition		1		2.75	2.75	2.75
Judges Total Program Component Score (factored)						11.75
Deductions	-3.50	Falls: -3.5				

* Element not allowed, < under-rotated jump, << half-rotated jump, <<< down-graded jump, 'T' Credit for distribution (10%), '+' bonus on spin, '%' bonus on jump/spin, '!' Lutz No Edge

Event Manager CARLA REGO	Specialist PEDRO QUEIRÓS
Data Operator ANTÓNIO MATOS	Referee BÁRBARA GIÃO
Judge 1 BÁRBARA GIÃO	Judge 2 JOSÉ MENDES



Free Skating Ladies Espoire - Free Program

JUDGES DETAILS PER SKATER

Rank	Name	Nation	Total Element score	Total Component score (factored)	Total Deductions	Total Segment score
8	DANIELA SOUSA SILVA	POR	14.52	8.25	-1.00	21.77

#	Executed Element	Info	Base Value	QOE	J1	J2	Scores of Panel
1	ComboJump	1Th Thoren	0.96	0.00	0	0	0.96
		2S < 2 Salchow	1.30	-0.30	-2	-2	1.00
		1T Toeloop	0.61	-0.30	-3	-3	0.31
2	ComboJump	1A Axel	1.40	0.00	0	0	1.40
		1Lo Loop	0.96	0.00	0	0	0.96
3	Jump	2S < 2 Salchow	1.19	-0.40	-3	-3	0.79
4	ComboSpin				0	0	
		S Sit Spin	0.80	0.00			0.80
		U Upright Spin	0.50	0.00			0.50
5	Step Sequence	StB Footwork sequence	1.80	-0.30	-1	-1	1.50
6	ComboSpin				-1	-1	
		C Camel Spin	1.00	-0.20			0.80
		NLSit Sit Spin No Level	0.00	0.00			0.00
		U Upright Spin	0.50	-0.10			0.40
		U Upright Spin	0.50	-0.10			0.40
7	Jump	1F Flip	0.80	0.05	0	+1	0.85
8	Jump	1Th Thoren	0.90	-0.10	0	-2	0.80
9	Spin	C Camel Spin	1.00	-0.20	-1	-1	0.80
10	Jump	1A Axel	1.30	0.00	0	0	1.30
11	Jump	1Lo Loop	0.90	0.05	0	+1	0.95
			16.42				14.52
Program Components			Factor				
Skating Skills			1	2.25	2.75		2.50
Transitions/Linking Footwork/Movement			1	1.50	2.00		1.75
Performance/Execution			1	1.75	2.25		2.00
Choreography/Composition			1	1.75	2.25		2.00
Judges Total Program Component Score (factored)							8.25
Deductions		-1.00	Falls: -1.0				

* Element not allowed, < under-rotated jump, << half-rotated jump, <<< down-graded jump, 'T' Credit for distribution (10%), '+' bonus on spin, '%' bonus on jump/spin, '!' Lutz No Edge

Event Manager	CARLA REGO	Specialist	PEDRO QUEIRÓS
Data Operator	ANTÓNIO MATOS	Referee	BÁRBARA GIÃO
Judge 1	BÁRBARA GIÃO	Judge 2	JOSÉ MENDES

Free Skating Ladies Espoire - Free Program

JUDGES DETAILS PER SKATER

Rank	Name	Nation	Total Element score	Total Component score (factored)	Total Deductions	Total Segment score
9	DIANA ISABEL COSTA	POR	14.31	7.12	0.00	21.43

# Executed Element	Info	Base Value	QOE	J1	J2	Scores of Panel	
1	ComboJump 1Th	Thoren	0.96	-0.05	0	-1	0.91
	2S <	2 Salchow	1.30	-0.35	-3	-2	0.95
2	ComboSpin			-2	-1		
	C	Camel Spin	1.00	-0.30			0.70
	NLSit	Sit Spin No Level	0.00	0.00			0.00
	U	Upright Spin	0.50	-0.15			0.35
3	Step Sequence St1	Footwork sequence	2.30	-0.15	-1	0	2.15
4	ComboJump 1A	Axel	1.40	-0.20	-1	-1	1.20
	1Lo	Loop	0.96	-0.20	-2	-2	0.76
5	Jump 1F	Flip	0.80	-0.05	0	-1	0.75
6	Spin C	Camel Spin	1.00	-0.40	-2	-2	0.60
7	Jump 2S <	2 Salchow	1.19	-0.40	-3	-3	0.79
8	Jump 2T	2 Toeloop	1.70	-0.25	-1	-2	1.45
9	Jump 1A	Axel	1.30	0.00	0	0	1.30
10	Jump 1Th	Thoren	0.90	-0.10	-2	0	0.80
11	ComboSpin			-2	-1		
	S	Sit Spin	0.80	-0.15			0.65
	U	Upright Spin	0.50	-0.15			0.35
	U	Upright Spin	0.75	-0.15			0.60
			17.36			14.31	
Program Components		Factor					
Skating Skills		1	1.75	2.50			2.12
Transitions/Linking Footwork/Movement		1	1.50	2.25			1.88
Performance/Execution		1	1.25	2.00			1.62
Choreography/Composition		1	1.25	1.75			1.50
Judges Total Program Component Score (factored)						7.12	
Deductions		0.00					

* Element not allowed, < under-rotated jump, << half-rotated jump, <<< down-graded jump, 'T' Credit for distribution (10%), '+' bonus on spin, '%' bonus on jump/spin, '!' Lutz No Edge

Event Manager CARLA REGO	Specialist PEDRO QUEIRÓS
Data Operator ANTÓNIO MATOS	Referee BÁRBARA GIÃO
Judge 1 BÁRBARA GIÃO	Judge 2 JOSÉ MENDES

Free Skating Ladies Espoire - Free Program

JUDGES DETAILS PER SKATER

Rank	Name	Nation	Total Element score	Total Component score (factored)	Total Deductions	Total Segment score
10	LETÍCIA FERNANDES COSTA	POR	13.12	7.87	-1.00	19.99

#	Executed Element	Info	Base Value	QOE	J1	J2	Scores of Panel	
1	ComboJump	1A	Axel	1.40	0.00	0	0	1.40
		NJ	No Jump	0.00	0.00	0	0	0.00
		2S <<	2 Salchow	0.93	-0.30	-2	-2	0.63
		1Lo	Loop	0.96	0.00	0	0	0.96
2	Jump	2T <<	2 Toeloop	0.85	-0.40	-3	-3	0.45
3	Spin	U	Upright Spin	0.50	-0.25	-3	-2	0.25
4	Jump	1A	Axel	1.30	0.10	+1	0	1.40
5	Jump	2F <<	2 Flip	1.00	-0.50	-3	-3	0.50
6	Jump	1F	Flip	0.80	0.05	0	+1	0.85
7	Step Sequence	St1	Footwork sequence	2.30	-0.30	-1	-1	2.00
8	ComboSpin					-2	-3	
		C	Camel Spin	1.00 *				
		NLSit	Sit Spin No Level	0.00 *				
		C	Camel Spin	1.00 *				
		S	Sit Spin	0.80 *				
9	ComboJump	2T <	2 Toeloop	1.30	-0.25	-2	-1	1.05
		NJ	No Jump	0.00	0.00	0	0	0.00
		2S <<	2 Salchow	0.93	-0.30	-2	-2	0.63
10	ComboSpin					-1	0	
		C	Camel Spin	1.00	-0.10			0.90
		S	Sit Spin	0.80	-0.05			0.75
		U	Upright Spin	0.50	-0.05			0.45
11	Jump	1Lo	Loop	0.90	0.00	+1	-1	0.90
			15.47				13.12	
Program Components			Factor					
Skating Skills			1	2.00	2.25		2.12	
Transitions/Linking Footwork/Movement			1	1.50	2.50		2.00	
Performance/Execution			1	1.50	2.00		1.75	
Choreography/Composition			1	1.75	2.25		2.00	
Judges Total Program Component Score (factored)							7.87	
Deductions	-1.00	Falls: -1.0						

* Element not allowed, < under-rotated jump, << half-rotated jump, <<< down-graded jump, 'T' Credit for distribution (10%), '+' bonus on spin, '%' bonus on jump/spin, '!' Lutz No Edge

Event Manager	CARLA REGO	Specialist	PEDRO QUEIRÓS
Data Operator	ANTÓNIO MATOS	Referee	BÁRBARA GIÃO
Judge 1	BÁRBARA GIÃO	Judge 2	JOSÉ MENDES



Free Skating Ladies Espoire - Free Program

JUDGES DETAILS PER SKATER

Rank	Name	Nation	Total Element score	Total Component score (factored)	Total Deductions	Total Segment score
11	MARIA INÊS CARVALHO	POR	9.87	6.63	0.00	16.50

# Executed Element	Info	Base Value	QOE	J1	J2	Scores of Panel
1	Jump 2T <	2 Toeloop	1.19	-0.30	-2 -2	0.89
2	Jump 1A	Axel	1.30	-0.40	-3 -3	0.90
3	ComboJump 1F	Flip	0.86	-0.05	0 -1	0.81
	NJ	No Jump	0.00	0.00	0 0	0.00
	NJ	No Jump	0.00	0.00	0 0	0.00
	1Lo	Loop	0.96	-0.05	0 -1	0.91
4	Spin NLSit	Sit Spin No Level	0.00	0.00	-3 -3	0.00
5	Jump 1Th	Thoren	0.90	0.05	+1 0	0.95
6	Step Sequence StB	Footwork sequence	1.80	-0.30	-1 -1	1.50
7	Jump 1F	Flip	0.80	0.05	+1 0	0.85
8	Spin S	Sit Spin	0.80	-0.05	0 -1	0.75
9	ComboJump 1F	Flip	0.86 *		+1 +1	
	1Lo	Loop	0.96	0.00	0 0	0.96
10	ComboSpin				-2 -1	
	S	Sit Spin	0.80	-0.15		0.65
	U	Upright Spin	0.50	-0.15		0.35
	U	Upright Spin	0.50	-0.15		0.35
			11.37			9.87
Program Components		Factor				
	Skating Skills		1	2.00	1.75	1.88
	Transitions/Linking Footwork/Movement		1	1.75	1.75	1.75
	Performance/Execution		1	1.50	1.50	1.50
	Choreography/Composition		1	1.50	1.50	1.50
	Judges Total Program Component Score (factored)					6.63
Deductions	0.00					

* Element not allowed, < under-rotated jump, << half-rotated jump, <<< down-graded jump, 'T' Credit for distribution (10%), '+' bonus on spin, '%' bonus on jump/spin, '!' Lutz No Edge

Event Manager CARLA REGO	Specialist PEDRO QUEIRÓS
Data Operator ANTÓNIO MATOS	Referee BÁRBARA GIÃO
Judge 1 BÁRBARA GIÃO	Judge 2 JOSÉ MENDES



Free Skating Ladies Espoire - Free Program

JUDGES DETAILS PER SKATER

Rank	Name	Nation	Total Element score	Total Component score (factored)	Total Deductions	Total Segment score
12	MARIA LEONOR RODRIGUES	POR	8.37	8.38	-1.00	15.75

# Executed Element	Info	Base Value	QOE	J1	J2	Scores of Panel
1	Jump 1Lz Lutz	0.90	0.10	+1	+1	1.00
2	Jump 1A Axel	1.30	0.00	0	0	1.30
3	ComboJump 1Th Thoren	0.96	-0.10	-2	0	0.86
	2S < 2 Salchow	1.30	-0.30	-2	-2	1.00
	1Lo Loop	0.96	0.00	0	0	0.96
4	Step Sequence StB Footwork sequence	1.80	-0.15	0	-1	1.65
5	ComboSpin			-3	-3	
	NLCam Camel Spin No Level	0.00	0.00			0.00
	U Upright Spin	0.50 *				
	U Upright Spin	0.50 *				
6	Jump 1A Axel	1.30 *		-1	-1	
7	ComboJump 1Th Thoren	0.96 *		0	-1	
	2S < 2 Salchow	1.30 *		-2	-2	
	1Lo Loop	0.96 *		0	-1	
8	ComboSpin			-1	-2	
	S Sit Spin	0.80	-0.15			0.65
	U Upright Spin	0.75 %	-0.15			0.60
	U Upright Spin	0.50	-0.15			0.35
9	Jump 1Th Thoren	0.90 *		0	0	
10	Jump 1Lo Loop	0.90 *		0	0	
11	Spin NLCam Camel Spin No Level	0.00	0.00	-3	-3	0.00
		9.27				8.37
Program Components		Factor				
Skating Skills		1		2.25	2.50	2.38
Transitions/Linking Footwork/Movement		1		2.00	2.00	2.00
Performance/Execution		1		2.00	2.00	2.00
Choreography/Composition		1		2.00	2.00	2.00
Judges Total Program Component Score (factored)						8.38
Deductions	-1.00	Falls: -1.0				

* Element not allowed, < under-rotated jump, << half-rotated jump, <<< down-graded jump, 'T' Credit for distribution (10%), '+' bonus on spin, '%' bonus on jump/spin, '!' Lutz No Edge

Event Manager CARLA REGO	Specialist PEDRO QUEIRÓS
Data Operator ANTÓNIO MATOS	Referee BÁRBARA GIÃO
Judge 1 BÁRBARA GIÃO	Judge 2 JOSÉ MENDES



Free Skating Ladies Espoire - Free Program

JUDGES DETAILS PER SKATER

Rank	Name	Nation	Total Element score	Total Component score (factored)	Total Deductions	Total Segment score
13	LARA ALBERTO BARBOSA	POR	9.18	5.50	0.00	14.68

#	Executed Element	Info	Base Value	QOE	J1	J2	Scores of Panel
1	Jump	1A Axel	1.30	-0.20	-1	-1	1.10
2	ComboJump	1A Axel	1.40	-0.20	-1	-1	1.20
		1Lo Loop	0.96	-0.05	0	-1	0.91
3	Jump	1Lz Lutz	0.90	-0.05	-1	0	0.85
4	Step Sequence	StB Footwork sequence	1.80	-0.45	-2	-1	1.35
5	ComboSpin				-3	-2	
		NLSit Sit Spin No Level	0.00 *				
		NLUpr Upright Spin No level	0.00 *				
		U Upright Spin	0.50 *				
		U Upright Spin	0.50 *				
6	ComboJump	1Lo Loop	0.96	-0.05	-1	0	0.91
		NJ No Jump	0.00	0.00	0	0	0.00
		NJ No Jump	0.00	0.00	0	0	0.00
		1F Flip	0.86	-0.05	0	-1	0.81
7	Jump	1Th Thoren	0.90	-0.15	-1	-2	0.75
8	Spin	U Upright Spin	0.50	-0.05	0	-1	0.45
9	ComboSpin				-3	-3	
		NLSit Sit Spin No Level	0.00 *				
		U Upright Spin	0.50 *				
10	Jump	1F Flip	0.80	0.05	+1	0	0.85
			10.38				9.18
Program Components			Factor				
	Skating Skills		1		1.50	1.50	1.50
	Transitions/Linking Footwork/Movement		1		1.50	1.50	1.50
	Performance/Execution		1		1.25	1.25	1.25
	Choreography/Composition		1		1.25	1.25	1.25
	Judges Total Program Component Score (factored)						5.50
Deductions		0.00					

* Element not allowed, < under-rotated jump, << half-rotated jump, <<< down-graded jump, 'T' Credit for distribution (10%), '+' bonus on spin, '%' bonus on jump/spin, '!' Lutz No Edge

Event Manager CARLA REGO	Specialist PEDRO QUEIRÓS
Data Operator ANTÓNIO MATOS	Referee BÁRBARA GIÃO
Judge 1 BÁRBARA GIÃO	Judge 2 JOSÉ MENDES



Free Skating Men cat. Espoire

FINAL RESULT

Pl.	Name	Club	Nation	Points	SP	FP
1	TOMÁS FONSECA BRADO	GNA	POR	36.57	1	1



Free Skating Men Espoire - Short Program

JUDGES DETAILS PER SKATER

Rank	Name	Nation	Total Element score	Total Component score (factored)	Total Deductions	Total Segment score
1	TOMÁS FONSECA BRADO	POR	7.35	7.00	0.00	14.35

# Executed Element	Info	Base Value	QOE	J1	J2	Scores of Panel
1 ComboJump	1A Axel	1.40	-0.10	0	-1	1.30
	NJ No Jump	0.00	0.00	0	0	0.00
	NJ No Jump	0.00	0.00	0	0	0.00
	2S 2 Salchow	1.85	-0.10	-1	0	1.75
2 Jump	1A Axel	1.30	0.00	0	0	1.30
3 ComboSpin				-3	-3	
	NLCam Camel Spin No Level	0.00 *				
	S Sit Spin	0.80 *				
4 Step Sequence	StB Footwork sequence	1.80	-0.30	-2	0	1.50
5 Jump	2T 2 Toeloop	1.70	-0.20	-1	-1	1.50
6 Spin	NLCam Camel Spin No Level	0.00	0.00	-3	-3	0.00
		8.85				7.35
Program Components		Factor				
Skating Skills		0.8		2.50	2.50	2.50
Transitions/Linking Footwork/Movement		0.8		2.25	2.25	2.25
Performance/Execution		0.8		2.00	2.00	2.00
Choreography/Composition		0.8		2.00	2.00	2.00
Judges Total Program Component Score (factored)						7.00
Deductions		0.00				

* Element not allowed, < under-rotated jump, << half-rotated jump, <<< down-graded jump, 'T' Credit for distribution (10%), '+' bonus on spin, '%' bonus on jump/spin, '!' Lutz No Edge

Event Manager	CARLA REGO	Specialist	PEDRO QUEIRÓS
Data Operator	ANTÓNIO MATOS	Referee	BÁRBARA GIÃO
Judge 1	BÁRBARA GIÃO	Judge 2	JOSÉ MENDES



Free Skating Men Espoire - Free Program

JUDGES DETAILS PER SKATER

Rank	Name	Nation	Total Element score	Total Component score (factored)	Total Deductions	Total Segment score
1	TOMÁS FONSECA BRADO	POR	12.22	10.00	0.00	22.22

#	Executed Element	Info	Base Value	QOE	J1	J2	Scores of Panel
1	Jump	1A Axel	1.30	-0.20	-1	-1	1.10
2	ComboJump	1Lo Loop	0.96	0.00	0	0	0.96
		NJ No Jump	0.00	0.00	0	0	0.00
		2S 2 Salchow	1.85	-0.25	-1	-2	1.60
3	ComboSpin				-3	-3	
		NLSit Sit Spin No Level	0.00 *				
		U Upright Spin	0.50 *				
4	Jump	2T 2 Toeloop	1.70	0.00	0	0	1.70
5	Step Sequence	StB Footwork sequence	1.80	-0.15	-1	0	1.65
6	ComboJump	1F Flip	0.86	0.00	0	0	0.86
		NJ No Jump	0.00	0.00	0	0	0.00
		2S 2 Salchow	1.85	-0.25	-2	-1	1.60
7	Jump	1Lo Loop	0.90	-0.05	-1	0	0.85
8	Jump	1Lz Lutz	0.90	0.10	+1	+1	1.00
9	ComboSpin				-1	-3	
		S Sit Spin	0.80	-0.20			0.60
		U Upright Spin	0.50	-0.20			0.30
10	Jump	1A Axel	1.30 *		0	-1	
11	Jump	1Lo Loop	0.90 *		+1	+1	
12	Spin	NLSit Sit Spin No Level	0.00	0.00	-3	-2	0.00
13	Jump	1Th Thoren	0.90 *		-1	+1	
			13.42				12.22
Program Components			Factor				
	Skating Skills		1		2.75	2.75	2.75
	Transitions/Linking Footwork/Movement		1		2.75	2.75	2.75
	Performance/Execution		1		2.25	2.25	2.25
	Choreography/Composition		1		2.25	2.25	2.25
	Judges Total Program Component Score (factored)						10.00
Deductions	0.00						

* Element not allowed, < under-rotated jump, << half-rotated jump, <<< down-graded jump, 'T' Credit for distribution (10%), '+' bonus on spin, '%' bonus on jump/spin, '!' Lutz No Edge

Event Manager	CARLA REGO	Specialist	PEDRO QUEIRÓS
Data Operator	ANTÓNIO MATOS	Referee	BÁRBARA GIÃO
Judge 1	BÁRBARA GIÃO	Judge 2	JOSÉ MENDES



Free Skating Ladies cat. Cadets

FINAL RESULT

Pl.	Name	Club	Nation	Points	SP	FP
1	BEATRIZ RIBEIRO SOUSA	HCB	POR	75.57	1	1
2	CAROLINA ROSÁRIO CRUZ	HCB	POR	60.72	3	2
3	FRANCISCA DUARTE GONÇALVES	HCB	POR	58.73	2	3
4	MARIA MIGUEL BARREIRA	HCB	POR	49.24	4	6
5	SARA ISABEL BRANCO	HCF	POR	46.75	6	4
6	INÊS OLIVEIRA FERREIRA	APA	POR	44.04	8	7
7	LUÍSA FERNANDES SILVA	GNA	POR	41.80	9	8
8	BEATRIZ NOVAIS LIMA	APG	POR	41.22	11	5
9	GABRIELA MARQUES SILVA	HCF	POR	40.63	7	9
10	CONSTANÇA MARÇAL OLIVEIRA	GNA	POR	35.08	13	10
11	MARGARIDA RIBEIRO SILVA	APG	POR	34.93	12	11
12	MARIA BARROSO COSTA	EPAB	POR	27.34	10	13
13	MARGARIDA PINTO OLIVEIRA	HCB	POR	23.68	14	12
	EDUARDA SOFIA PENEDOS	HCB	POR	20.47	5	

Free Skating Ladies Cadets - Short Program

JUDGES DETAILS PER SKATER

Rank	Name	Nation	Total Element score	Total Component score (factored)	Total Deductions	Total Segment score
1	BEATRIZ RIBEIRO SOUSA	POR	15.65	12.99	0.00	28.64

# Executed Element	Info	Base Value	QOE	J1	J2	Scores of Panel
1	Jump 1A	Axel	1.30	0.20	+1 +1	1.50
2	ComboJump 2F	2 Flip	2.28	0.00	0 0	2.28
	2T	2 Toeloop	1.85	0.00	0 0	1.85
	NJ	No Jump	0.00	0.00	0 0	0.00
	2Lo <	2 Loop	1.76	-0.50	-3 -3	1.26
3	Jump 2Lo	2 Loop	2.20	0.00	0 0	2.20
4	ComboSpin				-1 -1	
	C	Camel Spin	1.00	-0.20		0.80
	S	Sit Spin	1.40 %	-0.10		1.30
	C	Camel Spin	1.55 %	-0.20		1.35
	U	Upright Spin	0.58 %	-0.10		0.48
	U	Upright Spin	0.58 %	-0.10		0.48
5	Step Sequence St1	Footwork sequence	2.30	-0.15	-1 0	2.15
6	Spin U	Upright Spin	2.75 *		-2 -3	
			16.80			15.65
Program Components		Factor				
	Skating Skills	1		3.50	3.50	3.50
	Transitions/Linking Footwork/Movement	1		3.25	3.00	3.12
	Performance/Execution	1		3.00	3.50	3.25
	Choreography/Composition	1		3.00	3.25	3.12
	Judges Total Program Component Score (factored)					12.99
Deductions	0.00					

* Element not allowed, < under-rotated jump, << half-rotated jump, <<< down-graded jump, 'T' Credit for distribution (10%), '+' bonus on spin, '%' bonus on jump/spin, '!' Lutz No Edge

Event Manager	CARLA REGO	Specialist	PEDRO QUEIRÓS
Data Operator	ANTÓNIO MATOS	Referee	BÁRBARA GIÃO
Judge 1	BÁRBARA GIÃO	Judge 2	JOSÉ MENDES



Free Skating Ladies Cadets - Short Program

JUDGES DETAILS PER SKATER

Rank	Name	Nation	Total Element score	Total Component score (factored)	Total Deductions	Total Segment score
2	FRANCISCA DUARTE GONÇALVES	POR	13.09	12.50	0.00	25.59
# Executed Element	Info	Base Value	QOE	J1	J2	Scores of Panel
1	Jump 1A Axel	1.30	0.00	0	0	1.30
2	ComboSpin			-3	-3	
	C Camel Spin	1.00 *				
	NLSit Sit Spin No Level	0.00 *				
	C Camel Spin	1.00 *				
	U Upright Spin	0.50 *				
	U Upright Spin	0.50 *				
3	Jump 2Lo < 2 Loop	1.54	-0.20	-1	-1	1.34
4	ComboJump					
	2T 2 Toeloop	1.85	0.00	0	0	1.85
	2T 2 Toeloop	1.85	0.00	0	0	1.85
	NJ No Jump	0.00	0.00	0	0	0.00
	2S 2 Salchow	1.85	0.00	0	0	1.85
	1Lo < Loop	0.67 *		-2	-2	
5	Step Sequence St1 Footwork sequence	2.30	-0.15	-1	0	2.15
6	Spin U Upright Spin	2.75 %+	0.00	0	0	2.75
14.44						13.09
Program Components		Factor				
Skating Skills		1		3.00	3.25	3.12
Transitions/Linking Footwork/Movement		1		3.25	3.50	3.38
Performance/Execution		1		3.00	3.00	3.00
Choreography/Composition		1		2.75	3.25	3.00
Judges Total Program Component Score (factored)						12.50
Deductions		0.00				

* Element not allowed, < under-rotated jump, << half-rotated jump, <<< down-graded jump, 'T' Credit for distribution (10%), '+' bonus on spin, '%' bonus on jump/spin, '!' Lutz No Edge

Event Manager CARLA REGO	Specialist PEDRO QUEIRÓS
Data Operator ANTÓNIO MATOS	Referee BÁRBARA GIÃO
Judge 1 BÁRBARA GIÃO	Judge 2 JOSÉ MENDES

Free Skating Ladies Cadets - Short Program

JUDGES DETAILS PER SKATER

Rank	Name	Nation	Total Element score	Total Component score (factored)	Total Deductions	Total Segment score
3	CAROLINA ROSÁRIO CRUZ	POR	13.21	10.51	0.00	23.72

# Executed Element	Info	Base Value	QOE	J1	J2	Scores of Panel
1	Jump 1A Axel	1.30	0.20	+1	+1	1.50
2	ComboJump 2Lo 2 Loop	2.51	-0.30	-1	-2	2.21
	NJ No Jump	0.00	0.00	0	0	0.00
	NJ No Jump	0.00	0.00	0	0	0.00
	2S 2 Salchow	1.85	-0.10	0	-1	1.75
	1Lo Loop	0.96 *		-1	0	
3	Spin H Heel Spin	2.00	-0.30	-1	-1	1.70
4	Jump 2Lo 2 Loop	2.20	0.00	0	0	2.20
5	Step Sequence StB Footwork sequence	1.80	-0.75	-3	-2	1.05
6	ComboSpin			-2	-1	
	C Camel Spin	1.00	-0.30			0.70
	S Sit Spin	1.40 %	-0.15			1.25
	C Camel Spin	1.15 %	-0.30			0.85
	NLSit Sit Spin No Level	0.00 *				
	U Upright Spin	2.75 *				
		15.21				13.21
Program Components		Factor				
	Skating Skills	1		2.75	3.25	3.00
	Transitions/Linking Footwork/Movement	1		3.00	2.75	2.88
	Performance/Execution	1		2.25	2.25	2.25
	Choreography/Composition	1		2.25	2.50	2.38
	Judges Total Program Component Score (factored)					10.51
Deductions	0.00					

* Element not allowed, < under-rotated jump, << half-rotated jump, <<< down-graded jump, 'T' Credit for distribution (10%), '+' bonus on spin, '%' bonus on jump/spin, '!' Lutz No Edge

Event Manager CARLA REGO	Specialist PEDRO QUEIRÓS
Data Operator ANTÓNIO MATOS	Referee BÁRBARA GIÃO
Judge 1 BÁRBARA GIÃO	Judge 2 JOSÉ MENDES

Free Skating Ladies Cadets - Short Program

JUDGES DETAILS PER SKATER

Rank	Name	Nation	Total Element score	Total Component score (factored)	Total Deductions	Total Segment score
4	MARIA MIGUEL BARREIRA	POR	10.92	11.62	0.00	22.54

# Executed Element	Info	Base Value	QOE	J1	J2	Scores of Panel
1 ComboJump	2T 2 Toeloop	1.85	0.00	0	0	1.85
	NJ No Jump	0.00	0.00	0	0	0.00
	2S 2 Salchow	1.85	-0.30	-2	-2	1.55
	1Lo < Loop	0.67	-0.15	-2	-1	0.52
2 ComboSpin				0	0	
	C Camel Spin	1.00	0.00			1.00
	S Sit Spin	0.80	0.00			0.80
	U Upright Spin	0.50	0.00			0.50
3 Jump	U Upright Spin	0.50	0.00			0.50
	2T 2 Toeloop	1.70	0.00	0	0	1.70
4 Step Sequence	StB Footwork sequence	1.80	-0.30	-1	-1	1.50
5 Spin	NLCam Camel Spin No Level	0.00	0.00	-3	-3	0.00
6 Jump	1A Axel	1.30	-0.30	-3	-1	1.00
		11.97				10.92
Program Components		Factor				
Skating Skills		1		3.00	3.25	3.12
Transitions/Linking Footwork/Movement		1		2.75	2.75	2.75
Performance/Execution		1		2.75	3.25	3.00
Choreography/Composition		1		2.50	3.00	2.75
Judges Total Program Component Score (factored)						11.62
Deductions		0.00				

* Element not allowed, < under-rotated jump, << half-rotated jump, <<< down-graded jump, 'T' Credit for distribution (10%), '+' bonus on spin, '%' bonus on jump/spin, '!' Lutz No Edge

Event Manager CARLA REGO	Specialist PEDRO QUEIRÓS
Data Operator ANTÓNIO MATOS	Referee BÁRBARA GIÃO
Judge 1 BÁRBARA GIÃO	Judge 2 JOSÉ MENDES

Free Skating Ladies Cadets - Short Program

JUDGES DETAILS PER SKATER

Rank	Name	Nation	Total Element score	Total Component score (factored)	Total Deductions	Total Segment score
5	EDUARDA SOFIA PENEDOS	POR	10.10	11.37	-1.00	20.47

# Executed Element	Info	Base Value	QOE	J1	J2	Scores of Panel
1	Jump 2S 2 Salchow	1.70	-0.40	-3	-3	1.30
2	ComboJump 1Th Thoren	0.96	0.00	0	0	0.96
	2S 2 Salchow	1.85	-0.30	-2	-2	1.55
	1Lo Loop	0.96 *		0	-1	
3	ComboSpin			-2	-1	
	C Camel Spin	1.00	-0.30			0.70
	S Sit Spin	1.28 %	-0.15			1.13
	S Sit Spin	0.96 %	-0.15			0.81
	NLCam Camel Spin No Level	0.00	0.00			0.00
	U Upright Spin	0.50	-0.15			0.35
4	Step Sequence St1 Footwork sequence	2.30	-0.30	-1	-1	2.00
5	Jump 1A Axel	1.30	0.00	0	0	1.30
6	Spin U Upright Spin	0.50 *		-2	-2	
		11.85				10.10
Program Components		Factor				
	Skating Skills	1		3.00	3.00	3.00
	Transitions/Linking Footwork/Movement	1		3.25	2.75	3.00
	Performance/Execution	1		2.50	2.75	2.62
	Choreography/Composition	1		2.50	3.00	2.75
	Judges Total Program Component Score (factored)					11.37
Deductions	-1.00	Falls: -1.0				

* Element not allowed, < under-rotated jump, << half-rotated jump, <<< down-graded jump, 'T' Credit for distribution (10%), '+' bonus on spin, '%' bonus on jump/spin, '!' Lutz No Edge

Event Manager CARLA REGO	Specialist PEDRO QUEIRÓS
Data Operator ANTÓNIO MATOS	Referee BÁRBARA GIÃO
Judge 1 BÁRBARA GIÃO	Judge 2 JOSÉ MENDES

Free Skating Ladies Cadets - Short Program

JUDGES DETAILS PER SKATER

Rank	Name	Nation	Total Element score	Total Component score (factored)	Total Deductions	Total Segment score
6	SARA ISABEL BRANCO	POR	9.77	11.00	-1.00	19.77

# Executed Element	Info	Base Value	QOE	J1	J2	Scores of Panel
1	Jump 1A Axel	1.30	0.20	+1	+1	1.50
2	ComboJump 2T 2 Toeloop	1.85	0.15	+2	0	2.00
	NJ No Jump	0.00	0.00	0	0	0.00
	2S <<< 2 Salchow	0.61	-0.30	-3	-3	0.31
	1Lo Loop	0.96	-0.05	0	-1	0.91
3	ComboSpin			-2	-2	
	S Sit Spin	0.80	-0.20			0.60
	U Upright Spin	0.50	-0.20			0.30
	U Upright Spin	0.50	-0.20			0.30
	U Upright Spin	0.50	-0.20			0.30
	U Upright Spin	0.50	-0.20			0.30
4	Step Sequence StB Footwork sequence	1.80	-0.45	-2	-1	1.35
5	Jump 2T 2 Toeloop	1.70	-0.20	-1	-1	1.50
6	Spin C Camel Spin	1.00	-0.60	-3	-3	0.40
		12.02				9.77
Program Components		Factor				
	Skating Skills	1		2.75	3.25	3.00
	Transitions/Linking Footwork/Movement	1		2.75	3.25	3.00
	Performance/Execution	1		2.25	2.50	2.38
	Choreography/Composition	1		2.25	3.00	2.62
Judges Total Program Component Score (factored)						11.00
Deductions	-1.00					
	Falls: -1.0					

* Element not allowed, < under-rotated jump, << half-rotated jump, <<< down-graded jump, 'T' Credit for distribution (10%), '+' bonus on spin, '%' bonus on jump/spin, '!' Lutz No Edge

Event Manager CARLA REGO	Specialist PEDRO QUEIRÓS
Data Operator ANTÓNIO MATOS	Referee BÁRBARA GIÃO
Judge 1 BÁRBARA GIÃO	Judge 2 JOSÉ MENDES

Free Skating Ladies Cadets - Short Program

JUDGES DETAILS PER SKATER

Rank	Name	Nation	Total Element score	Total Component score (factored)	Total Deductions	Total Segment score
7	GABRIELA MARQUES SILVA	POR	9.15	10.13	-1.00	18.28

# Executed Element	Info	Base Value	QOE	J1	J2	Scores of Panel
1	Jump 1A Axel	1.30	-0.20	-1	-1	1.10
2	ComboSpin			-1	-1	
	S Sit Spin	0.80	-0.10			0.70
	U Upright Spin	0.50	-0.10			0.40
	U Upright Spin	0.50	-0.10			0.40
	U Upright Spin	0.50	-0.10			0.40
	U Upright Spin	0.50	-0.10			0.40
3	Step Sequence StB Footwork sequence	1.80	-0.45	-2	-1	1.35
4	ComboJump 2T 2 Toeloop	1.85	-0.30	-2	-2	1.55
	NJ No Jump	0.00	0.00	0	0	0.00
	NJ No Jump	0.00	0.00	0	0	0.00
	2S 2 Salchow	1.85	-0.30	-1	-3	1.55
5	Spin NLCam Camel Spin No Level	0.00	0.00	-3	-3	0.00
6	Jump 2T 2 Toeloop	1.70	-0.40	-3	-3	1.30
		11.30				9.15
Program Components		Factor				
	Skating Skills	1		2.75	2.75	2.75
	Transitions/Linking Footwork/Movement	1		2.75	2.50	2.62
	Performance/Execution	1		2.25	2.50	2.38
	Choreography/Composition	1		2.25	2.50	2.38
	Judges Total Program Component Score (factored)					10.13
Deductions	-1.00					
	Falls: -1.0					

* Element not allowed, < under-rotated jump, << half-rotated jump, <<< down-graded jump, 'T' Credit for distribution (10%), '+' bonus on spin, '%' bonus on jump/spin, '!' Lutz No Edge

Event Manager	CARLA REGO	Specialist	PEDRO QUEIRÓS
Data Operator	ANTÓNIO MATOS	Referee	BÁRBARA GIÃO
Judge 1	BÁRBARA GIÃO	Judge 2	JOSÉ MENDES



Free Skating Ladies Cadets - Short Program

JUDGES DETAILS PER SKATER

Rank	Name	Nation	Total Element score	Total Component score (factored)	Total Deductions	Total Segment score
8	INÊS OLIVEIRA FERREIRA	POR	8.56	9.62	0.00	18.18

# Executed Element	Info	Base Value	QOE	J1	J2	Scores of Panel
1	ComboSpin			-2	-2	
	NLCam Camel Spin No Level	0.00	0.00			0.00
	S Sit Spin	0.80	-0.20			0.60
	U Upright Spin	0.50	-0.20			0.30
	U Upright Spin	0.50	-0.20			0.30
	U Upright Spin	0.50	-0.20			0.30
2	Jump			-2	-2	
	2S < 2 Salchow	1.19	-0.30			0.89
3	Step Sequence			-1	-1	
	StB Footwork sequence	1.80	-0.30			1.50
4	ComboJump			0	-1	
	1Th Thoren	0.96	-0.05			0.91
	2S < 2 Salchow	1.30	-0.35	-3	-2	0.95
	NJ No Jump	0.00	0.00	0	0	0.00
	1Lo Loop	0.96	-0.05	0	-1	0.91
5	Jump			0	0	
	1A Axel	1.30	0.00			1.30
6	Spin			-2	-2	
	C Camel Spin	1.00	-0.40			0.60
		10.81				8.56
Program Components		Factor				
	Skating Skills	1		2.75	2.75	2.75
	Transitions/Linking Footwork/Movement	1		2.50	2.50	2.50
	Performance/Execution	1		2.25	2.25	2.25
	Choreography/Composition	1		2.00	2.25	2.12
Judges Total Program Component Score (factored)						9.62
Deductions	0.00					

* Element not allowed, < under-rotated jump, << half-rotated jump, <<< down-graded jump, 'T' Credit for distribution (10%), '+' bonus on spin, '%' bonus on jump/spin, '!' Lutz No Edge

Event Manager	CARLA REGO	Specialist	PEDRO QUEIRÓS
Data Operator	ANTÓNIO MATOS	Referee	BÁRBARA GIÃO
Judge 1	BÁRBARA GIÃO	Judge 2	JOSÉ MENDES



Free Skating Ladies Cadets - Short Program

JUDGES DETAILS PER SKATER

Rank	Name	Nation	Total Element score	Total Component score (factored)	Total Deductions	Total Segment score
9	LUÍSA FERNANDES SILVA	POR	10.72	6.87	-1.00	16.59

# Executed Element	Info	Base Value	QOE	J1	J2	Scores of Panel
1	Jump 1A Axel	1.30	0.00	0	0	1.30
2	ComboJump 1F Flip	0.86	0.00	0	0	0.86
	NJ No Jump	0.00	0.00	0	0	0.00
	2S 2 Salchow	1.85	-0.25	-2	-1	1.60
	1Lo Loop	0.96	-0.05	-1	0	0.91
3	ComboSpin			-1	-2	
	C Camel Spin	1.00	-0.30			0.70
	S Sit Spin	0.80	-0.15			0.65
	U Upright Spin	0.50	-0.15			0.35
	U Upright Spin	0.50	-0.15			0.35
	U Upright Spin	0.50	-0.15			0.35
4	Jump 2T 2 Toeloop	1.70	-0.40	-3	-3	1.30
5	Step Sequence StB Footwork sequence	1.80	-0.45	-2	-1	1.35
6	Spin C Camel Spin	1.00	0.00	0	0	1.00
12.77						10.72
Program Components		Factor				
	Skating Skills	1		1.75	1.75	1.75
	Transitions/Linking Footwork/Movement	1		1.50	2.25	1.88
	Performance/Execution	1		1.25	2.00	1.62
	Choreography/Composition	1		1.25	2.00	1.62
Judges Total Program Component Score (factored)						6.87
Deductions	-1.00	Falls: -1.0				

* Element not allowed, < under-rotated jump, << half-rotated jump, <<< down-graded jump, 'T' Credit for distribution (10%), '+' bonus on spin, '%' bonus on jump/spin, '!' Lutz No Edge

Event Manager CARLA REGO	Specialist PEDRO QUEIRÓS
Data Operator ANTÓNIO MATOS	Referee BÁRBARA GIÃO
Judge 1 BÁRBARA GIÃO	Judge 2 JOSÉ MENDES

Free Skating Ladies Cadets - Short Program

JUDGES DETAILS PER SKATER

Rank	Name	Nation	Total Element score	Total Component score (factored)	Total Deductions	Total Segment score
10	MARIA BARROSO COSTA	POR	7.30	8.25	-1.00	14.55

# Executed Element	Info	Base Value	QOE	J1	J2	Scores of Panel
1	Jump 1A Axel	1.30	-0.20	-1	-1	1.10
2	Jump 2T < 2 Toeloop	1.19	-0.40	-3	-3	0.79
3	Spin C Camel Spin	1.00	-0.40	-2	-2	0.60
4	Step Sequence StB Footwork sequence	1.80	-0.15	-1	0	1.65
5	ComboJump 1F Flip	0.86	-0.10	-1	-1	0.76
	NJ No Jump	0.00	0.00	0	0	0.00
	2S < 2 Salchow	1.30	-0.40	-3	-3	0.90
6	ComboSpin			-2	-2	
	NLCam Camel Spin No Level	0.00	0.00			0.00
	S Sit Spin	0.80	-0.20			0.60
	U Upright Spin	0.50	-0.20			0.30
	U Upright Spin	0.50	-0.20			0.30
	U Upright Spin	0.50	-0.20			0.30
		9.75				7.30
Program Components		Factor				
	Skating Skills	1		2.00	2.00	2.00
	Transitions/Linking Footwork/Movement	1		2.25	2.25	2.25
	Performance/Execution	1		2.00	2.00	2.00
	Choreography/Composition	1		2.00	2.00	2.00
	Judges Total Program Component Score (factored)					8.25
Deductions	-1.00	Falls: -1.0				

* Element not allowed, < under-rotated jump, << half-rotated jump, <<< down-graded jump, 'T' Credit for distribution (10%), '+' bonus on spin, '%' bonus on jump/spin, '!' Lutz No Edge

Event Manager CARLA REGO	Specialist PEDRO QUEIRÓS
Data Operator ANTÓNIO MATOS	Referee BÁRBARA GIÃO
Judge 1 BÁRBARA GIÃO	Judge 2 JOSÉ MENDES



Free Skating Ladies Cadets - Short Program

JUDGES DETAILS PER SKATER

Rank	Name	Nation	Total Element score	Total Component score (factored)	Total Deductions	Total Segment score
11	BEATRIZ NOVAIS LIMA	POR	5.87	8.51	0.00	14.38

# Executed Element	Info	Base Value	QOE	J1	J2	Scores of Panel
1	Jump 1A Axel	1.30	0.10	0	+1	1.40
2	ComboSpin			-3	-3	
	C Camel Spin	1.00 *				
	NLSit Sit Spin No Level	0.00 *				
	C Camel Spin	1.40 *				
3	Jump 1Lo Loop	0.90	0.05	+1	0	0.95
4	Step Sequence St1 Footwork sequence	2.30	-0.45	-2	-1	1.85
5	ComboJump 1T Toeloop	0.61	0.00	0	0	0.61
	NJ No Jump	0.00	0.00	0	0	0.00
	NJ No Jump	0.00	0.00	0	0	0.00
	1T Toeloop	0.61	0.00	0	0	0.61
6	Spin U Upright Spin	0.50	-0.05	-1	0	0.45
		8.62				5.87
Program Components		Factor				
Skating Skills		1		2.25	2.25	2.25
Transitions/Linking Footwork/Movement		1		2.50	2.25	2.38
Performance/Execution		1		2.00	2.00	2.00
Choreography/Composition		1		1.75	2.00	1.88
Judges Total Program Component Score (factored)						8.51
Deductions	0.00					

* Element not allowed, < under-rotated jump, << half-rotated jump, <<< down-graded jump, 'T' Credit for distribution (10%), '+' bonus on spin, '%' bonus on jump/spin, '!' Lutz No Edge

Event Manager CARLA REGO	Specialist PEDRO QUEIRÓS
Data Operator ANTÓNIO MATOS	Referee BÁRBARA GIÃO
Judge 1 BÁRBARA GIÃO	Judge 2 JOSÉ MENDES



Free Skating Ladies Cadets - Short Program

JUDGES DETAILS PER SKATER

Rank	Name	Nation	Total Element score	Total Component score (factored)	Total Deductions	Total Segment score
12	MARGARIDA RIBEIRO SILVA	POR	5.70	8.87	-1.00	13.57

# Executed Element	Info	Base Value	QOE	J1	J2	Scores of Panel
1	Jump 1A Axel	1.30	-0.40	-3	-3	0.90
2	Jump 1Th Thoren	0.90	-0.20	-2	-2	0.70
3	Jump 1S Salchow	0.60 *		-1	-3	
4	Spin U Upright Spin	0.50	-0.25	-3	-2	0.25
5	Step Sequence St2 Footwork sequence	3.30	-0.15	0	-1	3.15
6	ComboJump 1Th Thoren	0.96 *		0	0	
	2S 2 Salchow	1.85 *		0	-2	
	NJ No Jump	0.00 *		0	0	
	1Lo Loop	0.96 *		0	-2	
7	ComboSpin			-3	-3	
	NLCam Camel Spin No Level	0.00	0.00			0.00
	S Sit Spin	0.80	-0.30			0.50
	U Upright Spin	0.50	-0.30			0.20
	S Sit Spin	0.80 *				
	U Upright Spin	0.50 *				
		7.30				5.70
Program Components		Factor				
Skating Skills		1		2.25	2.25	2.25
Transitions/Linking Footwork/Movement		1		2.50	2.50	2.50
Performance/Execution		1		2.00	2.00	2.00
Choreography/Composition		1		2.00	2.25	2.12
Judges Total Program Component Score (factored)						8.87
Deductions	-1.00	Falls: -1.0				

* Element not allowed, < under-rotated jump, << half-rotated jump, <<< down-graded jump, 'T' Credit for distribution (10%), '+' bonus on spin, '%' bonus on jump/spin, '!' Lutz No Edge

Event Manager CARLA REGO	Specialist PEDRO QUEIRÓS
Data Operator ANTÓNIO MATOS	Referee BÁRBARA GIÃO
Judge 1 BÁRBARA GIÃO	Judge 2 JOSÉ MENDES



Free Skating Ladies Cadets - Short Program

JUDGES DETAILS PER SKATER

Rank	Name	Nation	Total Element score	Total Component score (factored)	Total Deductions	Total Segment score
13	CONSTANÇA MARÇAL OLIVEIRA	POR	6.86	8.39	-2.00	13.25
# Executed Element	Info	Base Value	QOE	J1	J2	Scores of Panel
1	Jump 1A Axel	1.30	-0.20	-1	-1	1.10
2	ComboJump 1F Flip	0.86	0.00	0	0	0.86
	NJ No Jump	0.00	0.00	0	0	0.00
	2S < 2 Salchow	1.30	-0.40	-3	-3	0.90
3	ComboSpin			-1	-1	
	S Sit Spin	0.80	-0.10			0.70
	U Upright Spin	0.50	-0.10			0.40
	U Upright Spin	0.50	-0.10			0.40
	NLUpr Upright Spin No level	0.00	0.00			0.00
4	Jump 2T 2 Toeloop	1.70	-0.40	-3	-3	1.30
5	Step Sequence StB Footwork sequence	1.80	-0.60	-3	-1	1.20
6	Spin NLCam Camel Spin No Level	0.00	0.00	-3	-3	0.00
		8.76				6.86
Program Components		Factor				
	Skating Skills	1		2.00	2.75	2.38
	Transitions/Linking Footwork/Movement	1		2.00	2.50	2.25
	Performance/Execution	1		1.50	2.25	1.88
	Choreography/Composition	1		1.50	2.25	1.88
Judges Total Program Component Score (factored)						8.39
Deductions	-2.00	Falls: -2.0				

* Element not allowed, < under-rotated jump, << half-rotated jump, <<< down-graded jump, 'T' Credit for distribution (10%), '+' bonus on spin, '%' bonus on jump/spin, '!' Lutz No Edge

Event Manager CARLA REGO	Specialist PEDRO QUEIRÓS
Data Operator ANTÓNIO MATOS	Referee BÁRBARA GIÃO
Judge 1 BÁRBARA GIÃO	Judge 2 JOSÉ MENDES



Free Skating Ladies Cadets - Short Program

JUDGES DETAILS PER SKATER

Rank	Name	Nation	Total Element score	Total Component score (factored)	Total Deductions	Total Segment score
14	MARGARIDA PINTO OLIVEIRA	POR	4.17	6.39	-2.00	8.56

# Executed Element	Info	Base Value	QOE	J1	J2	Scores of Panel
1	ComboSpin			-3	-3	
	NLSit Sit Spin No Level	0.00 *				
	U Upright Spin	0.50 *				
	U Upright Spin	0.50 *				
	U Upright Spin	0.75 *				
2	ComboJump					
	1Lo Loop	0.96	0.00	0	0	0.96
	NJ No Jump	0.00	0.00	0	0	0.00
	1Th Thoren	0.96	-0.05	-1	0	0.91
3	Jump					
	1A << Axel	0.65	-0.40	-3	-3	0.25
4	Step Sequence					
	StB Footwork sequence	1.80	-0.60	-2	-2	1.20
5	Spin					
	NLSit Sit Spin No Level	0.00	0.00	-3	-3	0.00
6	Jump					
	1Lo Loop	0.90	-0.05	0	-1	0.85
		7.02				4.17
Program Components		Factor				
	Skating Skills	1		1.50	2.25	1.88
	Transitions/Linking Footwork/Movement	1		1.50	2.00	1.75
	Performance/Execution	1		1.00	1.75	1.38
	Choreography/Composition	1		1.00	1.75	1.38
	Judges Total Program Component Score (factored)					6.39
Deductions	-2.00					
	Falls: -2.0					

* Element not allowed, < under-rotated jump, << half-rotated jump, <<< down-graded jump, 'T' Credit for distribution (10%), '+' bonus on spin, '%' bonus on jump/spin, '!' Lutz No Edge

Event Manager CARLA REGO	Specialist PEDRO QUEIRÓS
Data Operator ANTÓNIO MATOS	Referee BÁRBARA GIÃO
Judge 1 BÁRBARA GIÃO	Judge 2 JOSÉ MENDES



Free Skating Ladies Cadets - Free Program

JUDGES DETAILS PER SKATER

Rank	Name	Nation	Total Element score	Total Component score (factored)	Total Deductions	Total Segment score
1	BEATRIZ RIBEIRO SOUSA	POR	30.13	16.80	0.00	46.93

#	Executed Element	Info	Base Value	QOE	J1	J2	Scores of Panel
1	Jump	1A Axel	1.30	-0.20	-1	-1	1.10
2	Spin	C Camel Spin	1.40 %	-0.10	0	-1	1.30
3	ComboJump	2F 2 Flip	2.28	0.00	0	0	2.28
		2T 2 Toeloop	1.85	0.00	0	0	1.85
		2T 2 Toeloop	1.85	0.00	0	0	1.85
		2Lo < 2 Loop	1.76	-0.20	-1	-1	1.56
4	Jump	2Lo 2 Loop	2.20	-0.10	0	-1	2.10
5	ComboSpin				0	0	
		C Camel Spin	1.00	0.00			1.00
		NLSit Sit Spin No Level	0.00	0.00			0.00
		C Camel Spin	1.40 %	0.00			1.40
		U Upright Spin	3.80 %+	0.00			3.80
		U Upright Spin	0.50	0.00			0.50
6	ComboJump	2F 2 Flip	2.51 T	0.00	0	0	2.51
		NJ No Jump	0.00	0.00	0	0	0.00
		2S 2 Salchow	2.03 T	0.00	0	0	2.03
		NJ No Jump	0.00	0.00	0	0	0.00
		2S 2 Salchow	1.85 *		0	0	
7	Jump	1Lo Loop	0.90 *		0	+1	
8	Step Sequence	St1 Footwork sequence	2.30	-0.15	0	-1	2.15
9	ComboSpin				0	0	
		C Camel Spin	1.15 %	0.00			1.15
		S Sit Spin	0.80	0.00			0.80
		U Upright Spin	2.75 %+	0.00			2.75
			30.88				30.13
Program Components			Factor				
	Skating Skills		1.2		3.50	3.25	3.38
	Transitions/Linking Footwork/Movement		1.2		3.75	3.50	3.62
	Performance/Execution		1.2		3.75	3.50	3.62
	Choreography/Composition		1.2		3.50	3.25	3.38
	Judges Total Program Component Score (factored)						16.80
Deductions	0.00						

* Element not allowed, < under-rotated jump, << half-rotated jump, <<< down-graded jump, 'T' Credit for distribution (10%), '+' bonus on spin, '%' bonus on jump/spin, '!' Lutz No Edge

Event Manager	CARLA REGO	Specialist	PEDRO QUEIRÓS
Data Operator	ANTÓNIO MATOS	Referee	BÁRBARA GIÃO
Judge 1	BÁRBARA GIÃO	Judge 2	JOSÉ MENDES

Free Skating Ladies Cadets - Free Program

JUDGES DETAILS PER SKATER

Rank	Name	Nation	Total Element score	Total Component score (factored)	Total Deductions	Total Segment score
2	CAROLINA ROSÁRIO CRUZ	POR	23.50	13.50	0.00	37.00

# Executed Element	Info	Base Value	QOE	J1	J2	Scores of Panel	
1	Jump 2Lz	2 Lutz	2.20	0.00	0	0	2.20
2	Jump 1A	Axel	1.30	0.10	0	+1	1.40
3	ComboJump 2Lo	2 Loop	2.51	0.00	0	0	2.51
	NJ	No Jump	0.00	0.00	0	0	0.00
	NJ	No Jump	0.00	0.00	0	0	0.00
	2S	2 Salchow	1.85	0.00	0	0	1.85
4	ComboSpin			-1	0		
	C	Camel Spin	1.00	-0.10			0.90
	S	Sit Spin	1.40 %	-0.05			1.35
	C	Camel Spin	1.15 %	-0.10			1.05
	S	Sit Spin	1.08 %	-0.05			1.03
	U	Upright Spin	2.75 *				
5	Step Sequence StB	Footwork sequence	1.80	0.00	0	0	1.80
6	Jump 2Lo	2 Loop	2.42 T	0.10	0	+1	2.52
7	Spin C	Camel Spin	1.15 %	0.00	0	0	1.15
8	ComboJump 2F	2 Flip	2.51 T	-0.20	-1	-1	2.31
	NJ	No Jump	0.00	0.00	0	0	0.00
	NJ	No Jump	0.00	0.00	0	0	0.00
	2S	2 Salchow	2.03 T	-0.10	0	-1	1.93
9	ComboSpin			-1	-1		
	C	Camel Spin	1.00	-0.20			0.80
	S	Sit Spin	0.80	-0.10			0.70
	H	Heel Spin	2.00 *				
			24.20				23.50
Program Components		Factor					
	Skating Skills		1.2	2.75	3.00		2.88
	Transitions/Linking Footwork/Movement		1.2	2.50	2.75		2.62
	Performance/Execution		1.2	3.00	3.00		3.00
	Choreography/Composition		1.2	2.75	2.75		2.75
	Judges Total Program Component Score (factored)						13.50
Deductions	0.00						

* Element not allowed, < under-rotated jump, << half-rotated jump, <<< down-graded jump, 'T' Credit for distribution (10%), '+' bonus on spin, '%' bonus on jump/spin, '!' Lutz No Edge

Event Manager	CARLA REGO	Specialist	PEDRO QUEIRÓS
Data Operator	ANTÓNIO MATOS	Referee	BÁRBARA GIÃO
Judge 1	BÁRBARA GIÃO	Judge 2	JOSÉ MENDES



Free Skating Ladies Cadets - Free Program

JUDGES DETAILS PER SKATER

Rank	Name	Nation	Total Element score	Total Component score (factored)	Total Deductions	Total Segment score
3	FRANCISCA DUARTE GONÇALVES	POR	19.58	14.56	-1.00	33.14

# Executed Element	Info	Base Value	QOE	J1	J2	Scores of Panel
1	Jump 1A Axel	1.30	-0.40	-3	-3	0.90
2	ComboSpin			0	0	
	C Camel Spin	1.00	0.00			1.00
	S Sit Spin	0.92 %	0.00			0.92
	C Camel Spin	1.15 %	0.00			1.15
	U Upright Spin	0.58 %	0.00			0.58
	U Upright Spin	0.58 %	0.00			0.58
3	Jump 2Lo 2 Loop	2.20	-0.50	-3	-3	1.70
4	Jump 2T 2 Toeloop	1.87 T	-0.40	-3	-3	1.47
5	ComboJump 1Th Thoren	1.06 T	-0.05	0	-1	1.01
	NJ No Jump	0.00	0.00	0	0	0.00
	NJ No Jump	0.00	0.00	0	0	0.00
	2T < 2 Toeloop	1.43 T	-0.40	-3	-3	1.03
6	Step Sequence St1 Footwork sequence	2.30	-0.15	0	-1	2.15
7	ComboSpin			-3	-3	
	C Camel Spin	1.00	-0.60			0.40
	NLCam Camel Spin No Level	0.00	0.00			0.00
	S Sit Spin	0.96 *				
8	ComboJump 1F Flip	0.95 T	0.00	0	0	0.95
	NJ No Jump	0.00	0.00	0	0	0.00
	2S 2 Salchow	2.03 T	-0.10	-1	0	1.93
	1Lo Loop	1.06 T	0.00	0	0	1.06
9	Spin U Upright Spin	2.75 %+	0.00	0	0	2.75
22.18						19.58
Program Components		Factor				
	Skating Skills	1.2		3.00	3.25	3.12
	Transitions/Linking Footwork/Movement	1.2		3.50	3.00	3.25
	Performance/Execution	1.2		3.25	2.50	2.88
	Choreography/Composition	1.2		3.00	2.75	2.88
Judges Total Program Component Score (factored)						14.56
Deductions	-1.00	Falls: -1.0				

* Element not allowed, < under-rotated jump, << half-rotated jump, <<< down-graded jump, 'T' Credit for distribution (10%), '+' bonus on spin, '%' bonus on jump/spin, '!' Lutz No Edge

Event Manager	CARLA REGO	Specialist	PEDRO QUEIRÓS
Data Operator	ANTÓNIO MATOS	Referee	BÁRBARA GIÃO
Judge 1	BÁRBARA GIÃO	Judge 2	JOSÉ MENDES



Free Skating Ladies Cadets - Free Program

JUDGES DETAILS PER SKATER

Rank	Name	Nation	Total Element score	Total Component score (factored)	Total Deductions	Total Segment score
4	SARA ISABEL BRANCO	POR	14.18	13.80	-1.00	26.98

# Executed Element	Info	Base Value	QOE	J1	J2	Scores of Panel
1	Jump 1A Axel	1.30	0.10	0	+1	1.40
2	Jump 1F Flip	0.80	0.10	+1	+1	0.90
3	ComboSpin			0	0	
	S Sit Spin	0.80	0.00			0.80
	U Upright Spin	0.50	0.00			0.50
	U Upright Spin	0.50	0.00			0.50
	U Upright Spin	0.50	0.00			0.50
4	Step Sequence St1 Footwork sequence	2.30	0.00	0	0	2.30
5	Jump 2T 2 Toeloop	1.87 T	-0.40	-3	-3	1.47
6	ComboSpin			-3	-2	
	S Sit Spin	0.80 *				
	NLUpr Upright Spin No level	0.00 *				
7	ComboJump 1A Axel	1.54 T	-0.20	-1	-1	1.34
	NJ No Jump	0.00	0.00	0	0	0.00
	2S <<< 2 Salchow	0.67 T	-0.30	-3	-3	0.37
8	Jump 1T Toeloop	0.66 T	0.00	0	0	0.66
9	ComboJump 2S 2 Salchow	2.03 T	-0.20	-1	-1	1.83
	1Lo Loop	1.06 T	0.05	0	+1	1.11
10	Spin NLCam Camel Spin No Level	0.00	0.00	-3	-3	0.00
		15.83				14.18
Program Components		Factor				
	Skating Skills	1.2		3.25	3.25	3.25
	Transitions/Linking Footwork/Movement	1.2		2.75	3.00	2.88
	Performance/Execution	1.2		2.75	2.75	2.75
	Choreography/Composition	1.2		2.50	2.75	2.62
	Judges Total Program Component Score (factored)					13.80
Deductions	-1.00	Falls: -1.0				

* Element not allowed, < under-rotated jump, << half-rotated jump, <<< down-graded jump, 'T' Credit for distribution (10%), '+' bonus on spin, '%' bonus on jump/spin, '!' Lutz No Edge

Event Manager	CARLA REGO	Specialist	PEDRO QUEIRÓS
Data Operator	ANTÓNIO MATOS	Referee	BÁRBARA GIÃO
Judge 1	BÁRBARA GIÃO	Judge 2	JOSÉ MENDES

Free Skating Ladies Cadets - Free Program

JUDGES DETAILS PER SKATER

Rank	Name	Nation	Total Element score	Total Component score (factored)	Total Deductions	Total Segment score
5	BEATRIZ NOVAIS LIMA	POR	16.31	11.53	-1.00	26.84

# Executed Element	Info	Base Value	QOE	J1	J2	Scores of Panel
1	Jump 1A Axel	1.30	0.00	0	0	1.30
2	ComboJump 2T 2 Toeloop	1.85	-0.20	-1	-1	1.65
	NJ No Jump	0.00	0.00	0	0	0.00
	NJ No Jump	0.00	0.00	0	0	0.00
	NJ No Jump	0.00	0.00	0	0	0.00
	2T < 2 Toeloop	1.30	-0.40	-3	-3	0.90
3	Jump 1F Flip	0.80	0.05	0	+1	0.85
4	ComboSpin			-3	-2	
	C Camel Spin	1.00	-0.50			0.50
	NLSit Sit Spin No Level	0.00	0.00			0.00
	U Upright Spin	0.50	-0.25			0.25
5	Step Sequence StB Footwork sequence	1.80	-0.45	-2	-1	1.35
6	ComboJump 2Lo 2 Loop	2.76 T	-0.45	-3	-2	2.31
	NJ No Jump	0.00	0.00	0	0	0.00
	NJ No Jump	0.00	0.00	0	0	0.00
	2S 2 Salchow	2.03 T	-0.25	-2	-1	1.78
7	ComboSpin			-2	0	
	C Camel Spin	1.00	-0.20			0.80
	S Sit Spin	0.92 %	-0.10			0.82
	C Camel Spin	1.55 %	-0.20			1.35
	U Upright Spin	0.58 %	-0.10			0.48
	U Upright Spin	0.58 %	-0.10			0.48
8	Jump 2Lo < 2 Loop	1.69 T	-0.40	-2	-2	1.29
9	Spin U Upright Spin	0.50	-0.30	-3	-3	0.20
		20.16				16.31
Program Components		Factor				
	Skating Skills	1.2		2.75	2.75	2.75
	Transitions/Linking Footwork/Movement	1.2		2.50	2.75	2.62
	Performance/Execution	1.2		2.00	2.25	2.12
	Choreography/Composition	1.2		2.00	2.25	2.12
Judges Total Program Component Score (factored)						11.53
Deductions	-1.00	Falls: -1.0				

* Element not allowed, < under-rotated jump, << half-rotated jump, <<< down-graded jump, 'T' Credit for distribution (10%), '+' bonus on spin, '%' bonus on jump/spin, '!' Lutz No Edge

Event Manager CARLA REGO	Specialist PEDRO QUEIRÓS
Data Operator ANTÓNIO MATOS	Referee BÁRBARA GIÃO
Judge 1 BÁRBARA GIÃO	Judge 2 JOSÉ MENDES



Free Skating Ladies Cadets - Free Program

JUDGES DETAILS PER SKATER

Rank	Name	Nation	Total Element score	Total Component score (factored)	Total Deductions	Total Segment score
6	MARIA MIGUEL BARREIRA	POR	14.91	13.79	-2.00	26.70

# Executed Element	Info	Base Value	QOE	J1	J2	Scores of Panel
1	Jump 1A Axel	1.30	0.00	0	0	1.30
2	ComboJump 1F Flip	0.86	0.00	0	0	0.86
	NJ No Jump	0.00	0.00	0	0	0.00
	2S 2 Salchow	1.85	0.00	0	0	1.85
	1Lo Loop	0.96	0.00	0	0	0.96
3	ComboSpin			0	0	
	C Camel Spin	1.00	0.00			1.00
	S Sit Spin	0.80	0.00			0.80
	U Upright Spin	0.50	0.00			0.50
U Upright Spin	0.50	0.00			0.50	
4	Jump 2T < 2 Toeloop	1.19	-0.25	-1	-2	0.94
5	Jump 2Lo < 2 Loop	1.69 T	-0.20	-1	-1	1.49
6	Step Sequence StB Footwork sequence	1.80	-0.15	-1	0	1.65
7	Spin NLCam Camel Spin No Level	0.00	0.00	-3	-3	0.00
8	ComboJump 2T 2 Toeloop	2.03 T	0.00	0	0	2.03
	NJ No Jump	0.00	0.00	0	0	0.00
	2S < 2 Salchow	1.43 T	-0.40	-3	-3	1.03
9	ComboSpin			-3	-3	
	C Camel Spin	1.00 *				
	NLSit Sit Spin No Level	0.00 *				
		16.91				14.91
Program Components		Factor				
Skating Skills		1.2		3.00	3.00	3.00
Transitions/Linking Footwork/Movement		1.2		2.75	3.50	3.12
Performance/Execution		1.2		2.50	3.00	2.75
Choreography/Composition		1.2		2.50	2.75	2.62
Judges Total Program Component Score (factored)						13.79
Deductions	-2.00	Falls: -2.0				

* Element not allowed, < under-rotated jump, << half-rotated jump, <<< down-graded jump, 'T' Credit for distribution (10%), '+' bonus on spin, '%' bonus on jump/spin, '!' Lutz No Edge

Event Manager	CARLA REGO	Specialist	PEDRO QUEIRÓS
Data Operator	ANTÓNIO MATOS	Referee	BÁRBARA GIÃO
Judge 1	BÁRBARA GIÃO	Judge 2	JOSÉ MENDES

Free Skating Ladies Cadets - Free Program

JUDGES DETAILS PER SKATER

Rank	Name	Nation	Total Element score	Total Component score (factored)	Total Deductions	Total Segment score
7	INÊS OLIVEIRA FERREIRA	POR	14.40	12.46	-1.00	25.86

# Executed Element	Info	Base Value	QOE	J1	J2	Scores of Panel
1	ComboSpin			-2	-2	
	NLCam Camel Spin No Level	0.00	0.00			0.00
	S Sit Spin	0.80	-0.20			0.60
	U Upright Spin	0.50	-0.20			0.30
	U Upright Spin	0.50	-0.20			0.30
	U Upright Spin	0.50	-0.20			0.30
2	Jump			-3	-3	
	2S < 2 Salchow	1.19	-0.40			0.79
3	Step Sequence			0	-1	
	St1 Footwork sequence	2.30	-0.15			2.15
4	ComboJump			0	0	
	1Th Thoren	1.06 T	0.00			1.06
	2S 2 Salchow	2.03 T	0.00			2.03
	1Lo Loop	1.06 T	0.05	0	+1	1.11
5	ComboJump			0	0	
	1A Axel	1.54 T	0.00			1.54
	1Lo Loop	1.06 T	0.00	0	0	1.06
6	Spin			0	0	
	C Camel Spin	1.00	0.00			1.00
7	Jump			0	+1	
	1F Flip	0.88 T	0.05			0.93
8	Jump			-1	-1	
	1A Axel	1.43 T	-0.20			1.23
9	ComboSpin			-3	-3	
	S Sit Spin	0.80 *				
	NLSit Sit Spin No Level	0.00 *				
	NLUpr Upright Spin No level	0.00 *				
		16.65				14.40
Program Components		Factor				
	Skating Skills	1.2		3.00	2.75	2.88
	Transitions/Linking Footwork/Movement	1.2		2.50	2.25	2.38
	Performance/Execution	1.2		2.75	2.50	2.62
	Choreography/Composition	1.2		2.50	2.50	2.50
	Judges Total Program Component Score (factored)					12.46
Deductions	-1.00	Falls: -1.0				

* Element not allowed, < under-rotated jump, << half-rotated jump, <<< down-graded jump, 'T' Credit for distribution (10%), '+' bonus on spin, '%' bonus on jump/spin, '!' Lutz No Edge

Event Manager	CARLA REGO	Specialist	PEDRO QUEIRÓS
Data Operator	ANTÓNIO MATOS	Referee	BÁRBARA GIÃO
Judge 1	BÁRBARA GIÃO	Judge 2	JOSÉ MENDES



Free Skating Ladies Cadets - Free Program

JUDGES DETAILS PER SKATER

Rank	Name	Nation	Total Element score	Total Component score (factored)	Total Deductions	Total Segment score
8	LUÍSA FERNANDES SILVA	POR	14.41	10.80	0.00	25.21

# Executed Element	Info	Base Value	QOE	J1	J2	Scores of Panel	
1	Jump 1A	Axel	1.30	-0.10	0 -1	1.20	
2	ComboJump	1Lo	0.96	0.00	0 0	0.96	
		NJ	0.00	0.00	0 0	0.00	
		2S	2 Salchow	1.85	-0.10	0 -1	1.75
		1T	Toeloop	0.61	0.00	0 0	0.61
3		Step Sequence StB	Footwork sequence	1.80	-0.30	-1 -1	1.50
4	ComboSpin			0	-1		
		C	Camel Spin	1.00	-0.10		0.90
		S	Sit Spin	0.80	-0.05		0.75
		U	Upright Spin	0.50	-0.05		0.45
		U	Upright Spin	0.50	-0.05		0.45
5	Jump 2S <	2 Salchow	1.31 T	-0.35	-3 -2	0.96	
6	Jump 2T <	2 Toeloop	1.31 T	-0.35	-2 -3	0.96	
7	ComboSpin			0	0		
		C	Camel Spin	1.00	0.00		1.00
		U	Upright Spin	0.50	0.00		0.50
		U	Upright Spin	0.50	0.00		0.50
8	Jump 1A	Axel	1.30 *		-3 -3		
9	ComboJump	1Lo	1.06 T	0.00	0 0	1.06	
		NJ	0.00	0.00	0 0	0.00	
		1F	Flip	0.86	0.00	0 0	0.86
10	Spin NLCam	Camel Spin No Level	0.00	0.00	-3 -3	0.00	
			15.86			14.41	
Program Components		Factor					
Skating Skills		1.2		2.50	2.00	2.25	
Transitions/Linking Footwork/Movement		1.2		2.25	2.25	2.25	
Performance/Execution		1.2		2.50	2.25	2.38	
Choreography/Composition		1.2		2.25	2.00	2.12	
Judges Total Program Component Score (factored)						10.80	
Deductions		0.00					

* Element not allowed, < under-rotated jump, << half-rotated jump, <<< down-graded jump, 'T' Credit for distribution (10%), '+' bonus on spin, '%' bonus on jump/spin, '!' Lutz No Edge

Event Manager CARLA REGO Data Operator ANTÓNIO MATOS Judge 1 BÁRBARA GIÃO	Specialist PEDRO QUEIRÓS Referee BÁRBARA GIÃO Judge 2 JOSÉ MENDES
--	--

Free Skating Ladies Cadets - Free Program

JUDGES DETAILS PER SKATER

Rank	Name	Nation	Total Element score	Total Component score (factored)	Total Deductions	Total Segment score
9	GABRIELA MARQUES SILVA	POR	12.05	12.30	-2.00	22.35

# Executed Element	Info	Base Value	QOE	J1	J2	Scores of Panel
1	Jump 1A Axel	1.30	-0.20	-1	-1	1.10
2	Jump 2F 2 Flip	2.00	-0.50	-3	-3	1.50
3	Step Sequence St1 Footwork sequence	2.30	0.00	0	0	2.30
4	ComboSpin			-2	-2	
	S Sit Spin	0.80	-0.20			0.60
	NLUpr Upright Spin No level	0.00	0.00			0.00
	U Upright Spin	0.50	-0.20			0.30
5	Jump 2T 2 Toeloop	1.87 T	-0.40	-3	-3	1.47
6	ComboJump 1T <<< Toeloop	0.00 T	0.00	0	0	0.00
	NJ No Jump	0.00	0.00	0	0	0.00
	2S < 2 Salchow	1.43 T	-0.35	-3	-2	1.08
7	ComboSpin			-2	-2	
	S Sit Spin	0.80	-0.20			0.60
	U Upright Spin	0.50	-0.20			0.30
	U Upright Spin	0.50	-0.20			0.30
	NLUpr Upright Spin No level	0.00	0.00			0.00
8	ComboJump 1A Axel	1.54 T	-0.10	0	-1	1.44
	NJ No Jump	0.00	0.00	0	0	0.00
	1Th Thoren	1.06 T	0.00	0	0	1.06
9	Spin NLCam Camel Spin No Level	0.00	0.00	-3	-3	0.00
10	Jump 2T 2 Toeloop	1.70 *		-3	-3	
		14.60				12.05
Program Components		Factor				
	Skating Skills	1.2		2.75	2.75	2.75
	Transitions/Linking Footwork/Movement	1.2		2.50	2.75	2.62
	Performance/Execution	1.2		2.25	2.50	2.38
	Choreography/Composition	1.2		2.50	2.50	2.50
	Judges Total Program Component Score (factored)					12.30
Deductions	-2.00	Falls: -2.0				

* Element not allowed, < under-rotated jump, << half-rotated jump, <<< down-graded jump, 'T' Credit for distribution (10%), '+' bonus on spin, '%' bonus on jump/spin, '!' Lutz No Edge

Event Manager CARLA REGO	Specialist PEDRO QUEIRÓS
Data Operator ANTÓNIO MATOS	Referee BÁRBARA GIÃO
Judge 1 BÁRBARA GIÃO	Judge 2 JOSÉ MENDES

Free Skating Ladies Cadets - Free Program

JUDGES DETAILS PER SKATER

Rank	Name	Nation	Total Element score	Total Component score (factored)	Total Deductions	Total Segment score
10	CONSTANÇA MARÇAL OLIVEIRA	POR	12.07	9.76	0.00	21.83
# Executed Element	Info	Base Value	QOE	J1	J2	Scores of Panel
1	Jump 1F Flip	0.80	0.10	+1	+1	0.90
2	Jump 1A Axel	1.30	-0.20	-1	-1	1.10
3	ComboJump 1F Flip	0.86	0.00	-1	+1	0.86
	NJ No Jump	0.00	0.00	0	0	0.00
	2S 2 Salchow	1.85	-0.35	-3	-2	1.50
4	ComboSpin			-3	-2	
	NLCam Camel Spin No Level	0.00	0.00			0.00
	U Upright Spin	0.50	-0.25			0.25
	U Upright Spin	0.50	-0.25			0.25
5	Jump 2T 2 Toeloop	1.87 T	-0.35	-2	-3	1.52
6	Step Sequence StB Footwork sequence	1.80	-0.30	-1	-1	1.50
7	Spin NLSit Sit Spin No Level	0.00	0.00	-3	-3	0.00
8	ComboJump 1A Axel	1.54 T	-0.20	-1	-1	1.34
	1Lo Loop	1.06 T	0.00	0	0	1.06
9	Jump 1Th Thoren	0.99 T	0.00	0	0	0.99
10	ComboSpin			-3	-2	
	S Sit Spin	0.80	-0.25			0.55
	U Upright Spin	0.50	-0.25			0.25
	NLUpr Upright Spin No level	0.00	0.00			0.00
		14.37				12.07
Program Components		Factor				
Skating Skills		1.2		2.25	2.25	2.25
Transitions/Linking Footwork/Movement		1.2		2.00	2.00	2.00
Performance/Execution		1.2		2.00	1.75	1.88
Choreography/Composition		1.2		2.00	2.00	2.00
Judges Total Program Component Score (factored)						9.76
Deductions 0.00						

* Element not allowed, < under-rotated jump, << half-rotated jump, <<< down-graded jump, 'T' Credit for distribution (10%), '+' bonus on spin, '%' bonus on jump/spin, '!' Lutz No Edge

Event Manager CARLA REGO	Specialist PEDRO QUEIRÓS
Data Operator ANTÓNIO MATOS	Referee BÁRBARA GIÃO
Judge 1 BÁRBARA GIÃO	Judge 2 JOSÉ MENDES

Free Skating Ladies Cadets - Free Program

JUDGES DETAILS PER SKATER

Rank	Name	Nation	Total Element score	Total Component score (factored)	Total Deductions	Total Segment score
11	MARGARIDA RIBEIRO SILVA	POR	11.77	9.59	0.00	21.36

#	Executed Element	Info	Base Value	QOE	J1	J2	Scores of Panel	
1	ComboJump	1A	Axel	1.40	0.00	0	0	1.40
		NJ	No Jump	0.00	0.00	0	0	0.00
		1Lo	Loop	0.96	0.00	0	0	0.96
2	Spin	S	Sit Spin	0.80	0.00	0	0	0.80
		3	ComboJump	1Th	Thoren	0.96	0.00	0
4	Jump	2S		2 Salchow	1.85	-0.40	-3	-3
		1Lo	Loop	0.90	0.00	0	0	0.90
5	Jump	1Th	Thoren	0.90	-0.10	-2	0	0.80
		6	ComboSpin				-3	-3
	S	Sit Spin		0.80 *				
	U	Upright Spin		0.50 *				
	U	Upright Spin		0.50 *				
	U	Upright Spin		0.50 *				
7	Step Sequence	St1	Footwork sequence	2.30	-0.60	-3	-1	1.70
8	Jump	2S	2 Salchow	1.87 T	-0.10	0	-1	1.77
9	Jump	1A	Axel	1.43 T	-0.40	-3	-3	1.03
10	ComboSpin					-3	-3	
		NLSit	Sit Spin No Level	0.00 *				
		NLSit	Sit Spin No Level	0.00 *				
		NLUpr	Upright Spin No level	0.00 *				
			13.37				11.77	
Program Components			Factor					
Skating Skills			1.2	2.50	2.50		2.50	
Transitions/Linking Footwork/Movement			1.2	2.00	2.25		2.12	
Performance/Execution			1.2	1.50	1.75		1.62	
Choreography/Composition			1.2	1.75	1.75		1.75	
Judges Total Program Component Score (factored)							9.59	
Deductions			0.00					

* Element not allowed, < under-rotated jump, << half-rotated jump, <<< down-graded jump, 'T' Credit for distribution (10%), '+' bonus on spin, '%' bonus on jump/spin, '!' Lutz No Edge

Event Manager CARLA REGO	Specialist PEDRO QUEIRÓS
Data Operator ANTÓNIO MATOS	Referee BÁRBARA GIÃO
Judge 1 BÁRBARA GIÃO	Judge 2 JOSÉ MENDES

Free Skating Ladies Cadets - Free Program

JUDGES DETAILS PER SKATER

Rank	Name	Nation	Total Element score	Total Component score (factored)	Total Deductions	Total Segment score
12	MARGARIDA PINTO OLIVEIRA	POR	9.02	8.10	-2.00	15.12

# Executed Element	Info	Base Value	QOE	J1	J2	Scores of Panel
1 Spin	S Sit Spin	0.80	-0.10	-1	-1	0.70
2 ComboJump	1Lo Loop	0.96	0.00	0	0	0.96
	NJ No Jump	0.00	0.00	0	0	0.00
	1Th Thoren	0.96	0.00	0	0	0.96
3 Jump	1A < Axel	0.91	-0.40	-3	-3	0.51
4 Step Sequence	StB Footwork sequence	1.80	-0.30	-1	-1	1.50
5 ComboSpin				-2	-2	
	S Sit Spin	0.80	-0.20			0.60
	U Upright Spin	0.50	-0.20			0.30
	U Upright Spin	0.50	-0.20			0.30
	NLUpr Upright Spin No level	0.00	0.00			0.00
6 Jump	1A << Axel	0.65 *		-3	-3	
7 Jump	1Lo Loop	0.99 T	-0.15	-2	-1	0.84
8 ComboSpin				-3	-3	
	S Sit Spin	0.80	-0.30			0.50
	U Upright Spin	0.50	-0.30			0.20
9 Jump	1Th Thoren	0.99 T	0.00	0	0	0.99
10 Jump	1S Salchow	0.66 T	0.00	0	0	0.66
11 Jump	1Lo Loop	0.90 *		-3	-3	
		11.17				9.02
Program Components		Factor				
Skating Skills		1.2		2.00	2.00	2.00
Transitions/Linking Footwork/Movement		1.2		1.75	1.75	1.75
Performance/Execution		1.2		1.50	1.50	1.50
Choreography/Composition		1.2		1.50	1.50	1.50
Judges Total Program Component Score (factored)						8.10
Deductions	-2.00	Falls: -2.0				

* Element not allowed, < under-rotated jump, << half-rotated jump, <<< down-graded jump, 'T' Credit for distribution (10%), '+' bonus on spin, '%' bonus on jump/spin, '!' Lutz No Edge

Event Manager CARLA REGO Data Operator ANTÓNIO MATOS Judge 1 BÁRBARA GIÃO	Specialist PEDRO QUEIRÓS Referee BÁRBARA GIÃO Judge 2 JOSÉ MENDES
--	--

Free Skating Ladies Cadets - Free Program

JUDGES DETAILS PER SKATER

Rank	Name	Nation	Total Element score	Total Component score (factored)	Total Deductions	Total Segment score
13	MARIA BARROSO COSTA	POR	8.25	10.04	-5.50	12.79

# Executed Element	Info	Base Value	QOE	J1	J2	Scores of Panel
1	Jump 2S 2 Salchow	1.70	-0.40	-3	-3	1.30
2	Jump 1A Axel	1.30	-0.35	-3	-2	0.95
3	ComboSpin			-3	-3	
	C Camel Spin	1.00 *				
	NLSit Sit Spin No Level	0.00 *				
	U Upright Spin	0.50 *				
4	Step Sequence StB Footwork sequence	1.80	-0.30	-1	-1	1.50
5	ComboJump 1F Flip	0.95 T	0.00	0	0	0.95
	NJ No Jump	0.00	0.00	0	0	0.00
	2S 2 Salchow	2.03 T	-0.40	-3	-3	1.63
6	Spin NLCam Camel Spin No Level	0.00	0.00	-3	-3	0.00
7	Jump 1Lo Loop	0.99 T	0.05	0	+1	1.04
8	Jump 1A Axel	1.30 *		-3	-3	
9	Jump 1F Flip	0.88 T	0.00	0	0	0.88
10	ComboSpin			-3	-3	
	C Camel Spin	1.00 *				
	U Upright Spin	0.50 *				
	U Upright Spin	0.50 *				
	U Upright Spin	0.50 *				
		9.65				8.25
Program Components		Factor				
Skating Skills		1.2		2.50	2.25	2.38
Transitions/Linking Footwork/Movement		1.2		2.00	2.50	2.25
Performance/Execution		1.2		1.50	1.75	1.62
Choreography/Composition		1.2		2.00	2.25	2.12
Judges Total Program Component Score (factored)						10.04
Deductions	-5.50	Falls: -5.5				

* Element not allowed, < under-rotated jump, << half-rotated jump, <<< down-graded jump, 'T' Credit for distribution (10%), '+' bonus on spin, '%' bonus on jump/spin, '!' Lutz No Edge

Event Manager CARLA REGO Data Operator ANTÓNIO MATOS Judge 1 BÁRBARA GIÃO	Specialist PEDRO QUEIRÓS Referee BÁRBARA GIÃO Judge 2 JOSÉ MENDES
--	--

Free Skating Men cat. Cadets

FINAL RESULT

Pl.	Name	Club	Nation	Points	SP	FP
1	JOÃO EDUARDO LUZ	APG	POR	64.24	1	1
2	JOSÉ CARLOS OLIVEIRA	APG	POR	43.61	2	2

Free Skating Men Cadets - Short Program

JUDGES DETAILS PER SKATER

Rank	Name	Nation	Total Element score	Total Component score (factored)	Total Deductions	Total Segment score
1	JOÃO EDUARDO LUZ	POR	14.34	13.00	0.00	27.34

# Executed Element	Info	Base Value	QOE	J1	J2	Scores of Panel		
1	ComboJump	1Th	Thoren	0.96	0.00	0	0	0.96
		2S	2 Salchow	1.85	0.00	0	0	1.85
		2T	2 Toeloop	1.85	0.00	0	0	1.85
		2T <	2 Toeloop	1.30	-0.20	-1	-1	1.10
2	ComboSpin					-2	-2	
		C	Camel Spin	1.00	-0.40			0.60
		S	Sit Spin	1.08 %	-0.20			0.88
		C	Camel Spin	1.15 %	-0.40			0.75
		S	Sit Spin	0.80 *				
		U	Upright Spin	0.75 *				
3	Step Sequence	St1	Footwork sequence	2.30	-0.15	-1	0	2.15
4	Jump	1A	Axel	1.30	0.20	+1	+1	1.50
5	Jump	2Lo	2 Loop	2.20	-0.20	-2	0	2.00
6	Spin	C	Camel Spin	1.00	-0.30	-2	-1	0.70
				15.99				14.34
Program Components		Factor						
Skating Skills		1		3.50	3.50		3.50	
Transitions/Linking Footwork/Movement		1		3.25	3.25		3.25	
Performance/Execution		1		3.25	3.25		3.25	
Choreography/Composition		1		3.00	3.00		3.00	
<i>Judges Total Program Component Score (factored)</i>							13.00	
Deductions		0.00						

* Element not allowed, < under-rotated jump, << half-rotated jump, <<< down-graded jump, 'T' Credit for distribution (10%), '+' bonus on spin, '%' bonus on jump/spin, '!' Lutz No Edge

Event Manager	CARLA REGO	Specialist	PEDRO QUEIRÓS
Data Operator	ANTÓNIO MATOS	Referee	BÁRBARA GIÃO
Judge 1	BÁRBARA GIÃO	Judge 2	JOSÉ MENDES

Free Skating Men Cadets - Short Program

JUDGES DETAILS PER SKATER

Rank	Name	Nation	Total Element score	Total Component score (factored)	Total Deductions	Total Segment score
2	JOSÉ CARLOS OLIVEIRA	POR	7.86	11.25	-1.00	18.11

# Executed Element	Info	Base Value	QOE	J1	J2	Scores of Panel
1 ComboJump	1Th Thoren	0.96	-0.05	0	-1	0.91
	2S 2 Salchow	1.85	-0.10	-1	0	1.75
	NJ No Jump	0.00	0.00	0	0	0.00
	1Lo Loop	0.96	0.00	0	0	0.96
2 ComboSpin				-3	-3	
	NLSit Sit Spin No Level	0.00 *				
	U Upright Spin	0.50 *				
	U Upright Spin	0.50 *				
	U Upright Spin	0.50 *				
3 Jump	1A Axel	1.30	0.10	0	+1	1.40
4 Jump	2S < 2 Salchow	1.19	-0.40	-3	-3	0.79
5 Step Sequence	StB Footwork sequence	1.80	-0.45	-2	-1	1.35
6 Spin	S Sit Spin	0.80	-0.10	-1	-1	0.70
		8.86				7.86
Program Components		Factor				
Skating Skills		1		3.00	2.50	2.75
Transitions/Linking Footwork/Movement		1		3.00	3.00	3.00
Performance/Execution		1		2.75	2.75	2.75
Choreography/Composition		1		2.75	2.75	2.75
Judges Total Program Component Score (factored)						11.25
Deductions	-1.00	Falls: -1.0				

* Element not allowed, < under-rotated jump, << half-rotated jump, <<< down-graded jump, 'T' Credit for distribution (10%), '+' bonus on spin, '%' bonus on jump/spin, '!' Lutz No Edge

Event Manager	CARLA REGO	Specialist	PEDRO QUEIRÓS
Data Operator	ANTÓNIO MATOS	Referee	BÁRBARA GIÃO
Judge 1	BÁRBARA GIÃO	Judge 2	JOSÉ MENDES



Free Skating Men Cadets - Free Program

JUDGES DETAILS PER SKATER

Rank	Name	Nation	Total Element score	Total Component score (factored)	Total Deductions	Total Segment score
1	JOÃO EDUARDO LUZ	POR	19.18	18.72	-1.00	36.90

# Executed Element	Info	Base Value	QOE	J1	J2	Scores of Panel
1 Jump	1A Axel	1.30	0.10	+1	0	1.40
2 Jump	2Lo < 2 Loop	1.54	-0.50	-3	-3	1.04
3 ComboSpin				-1	-1	
	C Camel Spin	1.00	-0.20			0.80
	S Sit Spin	0.96	-0.10			0.86
	NLCam Camel Spin No Level	0.00	0.00			0.00
	S Sit Spin	0.80 *				
	U Upright Spin	0.50 *				
4 ComboJump	2Lo < 2 Loop	1.76	-0.20	-1	-1	1.56
	NJ No Jump	0.00	0.00	0	0	0.00
	2S 2 Salchow	1.85	-0.10	0	-1	1.75
5 Spin	C Camel Spin	1.00	0.00	0	0	1.00
6 Step Sequence	StB Footwork sequence	1.80	0.00	0	0	1.80
7 ComboJump	1A Axel	1.54 T	0.00	0	0	1.54
	NJ No Jump	0.00	0.00	0	0	0.00
	2S 2 Salchow	2.03 T	0.00	0	0	2.03
	2T 2 Toeloop	2.03 T	0.00	0	0	2.03
8 ComboSpin				-2	-2	
	C Camel Spin	1.00	-0.40			0.60
	S Sit Spin	0.80	-0.20			0.60
	U Upright Spin	0.50	-0.20			0.30
9 Jump	2T 2 Toeloop	1.87 T	0.00	0	0	1.87
		20.98				19.18
Program Components		Factor				
	Skating Skills	1.4		3.25	3.00	3.12
	Transitions/Linking Footwork/Movement	1.4		3.50	3.50	3.50
	Performance/Execution	1.4		3.50	3.50	3.50
	Choreography/Composition	1.4		3.25	3.25	3.25
Judges Total Program Component Score (factored)						18.72
Deductions	-1.00					
	Falls: -1.0					

* Element not allowed, < under-rotated jump, << half-rotated jump, <<< down-graded jump, 'T' Credit for distribution (10%), '+' bonus on spin, '%' bonus on jump/spin, '!' Lutz No Edge

Event Manager	CARLA REGO	Specialist	PEDRO QUEIRÓS
Data Operator	ANTÓNIO MATOS	Referee	BÁRBARA GIÃO
Judge 1	BÁRBARA GIÃO	Judge 2	JOSÉ MENDES



Free Skating Men Cadets - Free Program

JUDGES DETAILS PER SKATER

Rank	Name	Nation	Total Element score	Total Component score (factored)	Total Deductions	Total Segment score	
2	JOSÉ CARLOS OLIVEIRA	POR	11.80	14.70	-1.00	25.50	
# Executed Element	Info	Base Value	QOE	J1	J2	Scores of Panel	
1	ComboJump	1Th Thoren	0.96	0.00	0	0	0.96
		2S < 2 Salchow	1.30	-0.30	-2	-2	1.00
		NJ No Jump	0.00	0.00	0	0	0.00
		1Lo Loop	0.96	0.00	0	0	0.96
2	Spin	NLCam Camel Spin No Level	0.00	0.00	-3	-3	0.00
3	Jump	2S 2 Salchow	1.70	-0.20	-1	-1	1.50
4	Step Sequence	StB Footwork sequence	1.80	-0.15	0	-1	1.65
5	Jump	1A Axel	1.43 T	0.20	+1	+1	1.63
6	ComboJump	1A Axel	1.54 T	0.00	0	0	1.54
		NJ No Jump	0.00	0.00	0	0	0.00
		2S < 2 Salchow	1.30 *		-1	-2	
		NJ No Jump	0.00	0.00	0	0	0.00
7	ComboSpin	1Lo Loop	1.06 T	0.00	0	0	1.06
		S Sit Spin	0.80	-0.20	-2	-2	0.60
		U Upright Spin	0.50	-0.20			0.30
		U Upright Spin	0.50	-0.20			0.30
		U Upright Spin	0.50	-0.20			0.30
		NLUpr Upright Spin No level	0.00	0.00			0.00
		13.05				11.80	
Program Components		Factor					
Skating Skills		1.4		2.50	2.50	2.50	
Transitions/Linking Footwork/Movement		1.4		2.75	2.75	2.75	
Performance/Execution		1.4		2.50	2.50	2.50	
Choreography/Composition		1.4		2.75	2.75	2.75	
Judges Total Program Component Score (factored)						14.70	
Deductions	-1.00	Falls: -1.0					

* Element not allowed, < under-rotated jump, << half-rotated jump, <<< down-graded jump, 'T' Credit for distribution (10%), '+' bonus on spin, '%' bonus on jump/spin, '!' Lutz No Edge

Event Manager CARLA REGO	Specialist PEDRO QUEIRÓS
Data Operator ANTÓNIO MATOS	Referee BÁRBARA GIÃO
Judge 1 BÁRBARA GIÃO	Judge 2 JOSÉ MENDES



Free Skating Ladies cat. Youth

FINAL RESULT

Pl.	Name	Club	Nation	Points	SP	FP
1	FRANCISCA CANÁRIO OLIVEIRA	APG	POR	82.38	1	1



Free Skating Ladies Youth - Short Program

JUDGES DETAILS PER SKATER

Rank	Name	Nation	Total Element score	Total Component score (factored)	Total Deductions	Total Segment score
1	FRANCISCA CANÁRIO OLIVEIRA	POR	22.11	14.75	0.00	36.86

# Executed Element	Info	Base Value	QOE	J1	J2	Scores of Panel	
1	Jump 1A	Axel	1.30	-0.30	-2	-2	1.00
2	Spin U	Upright Spin	0.50	0.00	0	0	0.50
3	ComboJump 2F	2 Flip	2.28	0.00	0	0	2.28
	2T	2 Toeloop	1.85	0.00	0	0	1.85
	2T	2 Toeloop	1.85	0.00	0	0	1.85
	1Lo	Loop	0.96	0.00	0	0	0.96
4	Step Sequence St3	Footwork sequence	3.90	0.00	0	0	3.90
5	Jump 2Lz	2 Lutz	2.20	0.20	+1	+1	2.40
6	ComboSpin				0	0	
	C	Camel Spin	1.00	0.00			1.00
	S	Sit Spin	0.92 %	0.00			0.92
	C	Camel Spin	1.55 %	0.00			1.55
	S	Sit Spin	1.08 %	0.00			1.08
	U	Upright Spin	2.82 %+	0.00			2.82
			22.21				22.11
Program Components		Factor					
	Skating Skills	1		3.75	3.75		3.75
	Transitions/Linking Footwork/Movement	1		4.00	4.00		4.00
	Performance/Execution	1		3.50	3.50		3.50
	Choreography/Composition	1		3.50	3.50		3.50
	Judges Total Program Component Score (factored)						14.75
Deductions	0.00						

* Element not allowed, < under-rotated jump, << half-rotated jump, <<< down-graded jump, 'T' Credit for distribution (10%), '+' bonus on spin, '%' bonus on jump/spin, '!' Lutz No Edge

Event Manager	CARLA REGO	Specialist	PEDRO QUEIRÓS
Data Operator	ANTÓNIO MATOS	Referee	BÁRBARA GIÃO
Judge 1	BÁRBARA GIÃO	Judge 2	JOSÉ MENDES



Free Skating Ladies Youth - Free Program

JUDGES DETAILS PER SKATER

Rank	Name	Nation	Total Element score	Total Component score (factored)	Total Deductions	Total Segment score
1	FRANCISCA CANÁRIO OLIVEIRA	POR	23.47	22.05	0.00	45.52
# Executed Element	Info	Base Value	QOE	J1	J2	Scores of Panel
1	Jump 2A <<< 2 Axel	1.30	-0.40	-3	-3	0.90
2	ComboJump 2F 2 Flip	2.28	-0.10	0	-1	2.18
	NJ No Jump	0.00	0.00	0	0	0.00
	2T 2 Toeloop	1.85	-0.20	-1	-1	1.65
3	ComboJump 2F 2 Flip	2.28	-0.20	-1	-1	2.08
	NJ No Jump	0.00	0.00	0	0	0.00
	NJ No Jump	0.00	0.00	0	0	0.00
	2Lo 2 Loop	2.51	-0.40	-2	-2	2.11
4	ComboSpin			-1	-1	
	C Camel Spin	1.00	-0.20			0.80
	S Sit Spin	0.92 %	-0.10			0.82
	C Camel Spin	1.15 %	-0.20			0.95
	S Sit Spin	0.96 *				
	U Upright Spin	2.75 *				
5	Step Sequence St2 Footwork sequence	3.30	0.00	0	0	3.30
6	ComboJump 2Lz 2 Lutz	2.76 T	0.10	+1	0	2.86
	NJ No Jump	0.00	0.00	0	0	0.00
	2S 2 Salchow	2.03 T	0.00	0	0	2.03
7	ComboSpin			-3	-3	
	NLHee Heel Spin No Level	0.00 *				
	C Camel Spin	1.00 *				
	S Sit Spin	0.80 *				
8	Jump 2Lo < 2 Loop	1.69 T	-0.30	-2	-1	1.39
9	Step Sequence ChSt Choreo Step	2.00	0.00	0	0	2.00
10	Spin U Upright Spin	0.50	-0.10	-1	-1	0.40
		25.57				23.47
Program Components		Factor				
Skating Skills		1.4		4.25	4.25	4.25
Transitions/Linking Footwork/Movement		1.4		4.00	4.00	4.00
Performance/Execution		1.4		3.75	3.75	3.75
Choreography/Composition		1.4		3.75	3.75	3.75
Judges Total Program Component Score (factored)						22.05
Deductions	0.00					

* Element not allowed, < under-rotated jump, << half-rotated jump, <<< down-graded jump, 'T' Credit for distribution (10%), '+' bonus on spin, '%' bonus on jump/spin, '!' Lutz No Edge

Free Skating Ladies Youth - Free Program

JUDGES DETAILS PER SKATER

Event Manager	CARLA REGO	Specialist	PEDRO QUEIRÓS
Data Operator	ANTÓNIO MATOS	Referee	BÁRBARA GIÃO
Judge 1	BÁRBARA GIÃO	Judge 2	JOSÉ MENDES

Free Skating Men cat. Youth

FINAL RESULT

Pl.	Name	Club	Nation	Points	SP	FP
1	AMÉRICO DINIS ALVES	CPARE	POR	58.84	1	1
2	GABRIEL FONSECA BRADO	GNA	POR	46.33	2	2



Free Skating Men Youth - Short Program

JUDGES DETAILS PER SKATER

Rank	Name	Nation	Total Element score	Total Component score (factored)	Total Deductions	Total Segment score
1	AMÉRICO DINIS ALVES	POR	11.55	13.12	-1.00	23.67

#	Executed Element	Info	Base Value	QOE	J1	J2	Scores of Panel
1	Jump	1A Axel	1.30	0.00	0	0	1.30
2	ComboJump	1A Axel	1.40	-0.10	-1	0	1.30
		NJ No Jump	0.00	0.00	0	0	0.00
		NJ No Jump	0.00	0.00	0	0	0.00
3	ComboSpin	2S < 2 Salchow	1.30	-0.40	-3	-3	0.90
		S Sit Spin	0.80	0.00	0	0	0.80
		U Upright Spin	0.50	0.00			0.50
		U Upright Spin	0.50	0.00			0.50
		U Upright Spin	0.75 %	0.00			0.75
		U Upright Spin	0.50	0.00			0.50
4	Spin	S Sit Spin	0.80	-0.05	0	-1	0.75
5	Jump	1Lo Loop	0.90	0.05	+1	0	0.95
6	Step Sequence	St2 Footwork sequence	3.30	0.00	0	0	3.30
			12.05				11.55
Program Components			Factor				
	Skating Skills		1		3.25	3.25	3.25
	Transitions/Linking Footwork/Movement		1		3.75	3.75	3.75
	Performance/Execution		1		3.00	3.00	3.00
	Choreography/Composition		1		3.00	3.25	3.12
	Judges Total Program Component Score (factored)						13.12
Deductions	-1.00	Falls: -1.0					

* Element not allowed, < under-rotated jump, << half-rotated jump, <<< down-graded jump, 'T' Credit for distribution (10%), '+' bonus on spin, '%' bonus on jump/spin, '!' Lutz No Edge

Event Manager	CARLA REGO	Specialist	PEDRO QUEIRÓS
Data Operator	ANTÓNIO MATOS	Referee	BÁRBARA GIÃO
Judge 1	BÁRBARA GIÃO	Judge 2	JOSÉ MENDES



Free Skating Men Youth - Short Program

JUDGES DETAILS PER SKATER

Rank	Name	Nation	Total Element score	Total Component score (factored)	Total Deductions	Total Segment score
2	GABRIEL FONSECA BRADO	POR	5.50	10.50	-1.00	15.00

# Executed Element	Info	Base Value	QOE	J1	J2	Scores of Panel
1	Jump 1A Axel	1.30	-0.20	-1	-1	1.10
2	Jump 2T 2 Toeloop	1.70	0.00	0	0	1.70
3	Jump 2T 2 Toeloop	1.70 *		-3	-3	
4	Step Sequence StB Footwork sequence	1.80	-0.30	-1	-1	1.50
5	ComboSpin			-2	-2	
	NLCam Camel Spin No Level	0.00	0.00			0.00
	S Sit Spin	0.80	-0.20			0.60
	U Upright Spin	0.50	-0.20			0.30
	U Upright Spin	0.50	-0.20			0.30
6	Spin NLSit Sit Spin No Level	0.00	0.00	-3	-3	0.00
		6.60				5.50
Program Components		Factor				
	Skating Skills	1		2.75	2.75	2.75
	Transitions/Linking Footwork/Movement	1		2.75	2.75	2.75
	Performance/Execution	1		2.50	2.50	2.50
	Choreography/Composition	1		2.50	2.50	2.50
	Judges Total Program Component Score (factored)					10.50
Deductions	-1.00					
	Falls: -1.0					

* Element not allowed, < under-rotated jump, << half-rotated jump, <<< down-graded jump, 'T' Credit for distribution (10%), '+' bonus on spin, '%' bonus on jump/spin, '!' Lutz No Edge

Event Manager CARLA REGO	Specialist PEDRO QUEIRÓS
Data Operator ANTÓNIO MATOS	Referee BÁRBARA GIÃO
Judge 1 BÁRBARA GIÃO	Judge 2 JOSÉ MENDES

Free Skating Men Youth - Free Program

JUDGES DETAILS PER SKATER

Rank	Name	Nation	Total Element score	Total Component score (factored)	Total Deductions	Total Segment score		
1	AMÉRICO DINIS ALVES	POR	17.18	18.99	-1.00	35.17		
# Executed Element	Info	Base Value	QOE	J1	J2	Scores of Panel		
1	ComboJump	1A	Axel	1.40	-0.10	-1	0	1.30
		NJ	No Jump	0.00	0.00	0	0	0.00
		NJ	No Jump	0.00	0.00	0	0	0.00
		2S	2 Salchow	1.85	-0.25	-2	-1	1.60
2	ComboJump	1A	Axel	1.40	0.00	0	0	1.40
		NJ	No Jump	0.00	0.00	0	0	0.00
		1Lo	Loop	0.96	0.00	0	0	0.96
3	ComboSpin					-1	-1	
		S	Sit Spin	0.80	-0.10			0.70
		U	Upright Spin	0.50	-0.10			0.40
		U	Upright Spin	0.50	-0.10			0.40
		U	Upright Spin	0.50	-0.10			0.40
		U	Upright Spin	0.50	-0.10			0.40
4	ComboJump	1Lo	Loop	0.96	0.00	0	0	0.96
		NJ	No Jump	0.00	0.00	0	0	0.00
		NJ	No Jump	0.00	0.00	0	0	0.00
		2S <<<	2 Salchow	0.61	-0.30	-3	-3	0.31
5	Step Sequence	StB	Footwork sequence	1.80	0.00	0	0	1.80
6	ComboSpin					-1	-2	
		C	Camel Spin	1.00	-0.30			0.70
		S	Sit Spin	0.80	-0.15			0.65
		U	Upright Spin	0.75 %	-0.15			0.60
7	Step Sequence	ChSt	Choreo Step	2.00	-0.20	-1	0	1.80
8	Jump	2T	2 Toeloop	1.87 T	-0.40	-3	-3	1.47
9	Spin	U	Upright Spin	0.50	-0.05	-1	0	0.45
10	Jump	1F	Flip	0.88 T	0.00	0	0	0.88
				19.58				17.18
Program Components		Factor						
Skating Skills		1.6		3.25	3.00			3.12
Transitions/Linking Footwork/Movement		1.6		3.00	3.25			3.12
Performance/Execution		1.6		3.00	2.75			2.88
Choreography/Composition		1.6		3.00	2.50			2.75
<i>Judges Total Program Component Score (factored)</i>								18.99

Free Skating Men Youth - Free Program

JUDGES DETAILS PER SKATER

Deductions -1.00 Falls: -1.0

* Element not allowed, < under-rotated jump, << half-rotated jump, <<< down-graded jump, 'T' Credit for distribution (10%), '+' bonus on spin, '%' bonus on jump/spin, '!' Lutz No Edge

Event Manager	CARLA REGO	Specialist	PEDRO QUEIRÓS
Data Operator	ANTÓNIO MATOS	Referee	BÁRBARA GIÃO
Judge 1	BÁRBARA GIÃO	Judge 2	JOSÉ MENDES



Free Skating Men Youth - Free Program

JUDGES DETAILS PER SKATER

Rank	Name	Nation	Total Element score	Total Component score (factored)	Total Deductions	Total Segment score
2	GABRIEL FONSECA BRADO	POR	17.33	14.00	0.00	31.33

# Executed Element	Info	Base Value	QOE	J1	J2	Scores of Panel
1	Jump 2S 2 Salchow	1.70	-0.25	-2	-1	1.45
2	Spin NLHee Heel Spin No Level	0.00	0.00	-3	-3	0.00
3	Jump 1A Axel	1.30	-0.10	0	-1	1.20
4	ComboJump 1Lz Lutz	0.96	0.00	0	0	0.96
	NJ No Jump	0.00	0.00	0	0	0.00
	2S 2 Salchow	1.85	-0.35	-2	-3	1.50
5	Step Sequence StB Footwork sequence	1.80	-0.30	-1	-1	1.50
6	Jump 2T 2 Toeloop	1.87 T	-0.20	-1	-1	1.67
7	ComboSpin			-1	0	
	S Sit Spin	0.80	-0.05			0.75
	U Upright Spin	0.50	-0.05			0.45
	U Upright Spin	0.50	-0.05			0.45
8	Step Sequence ChSt Choreo Step	2.00	-0.40	-1	-1	1.60
9	ComboJump 1Lo Loop	1.06 T	0.00	0	0	1.06
	NJ No Jump	0.00	0.00	0	0	0.00
	2T 2 Toeloop	2.03 T	-0.10	0	-1	1.93
10	Spin S Sit Spin	0.80	0.00	0	0	0.80
11	ComboJump 1F Flip	0.95 T	0.00	0	0	0.95
	1Lo Loop	1.06 T	0.00	0	0	1.06
		19.18				17.33
Program Components		Factor				
Skating Skills		1.6		2.50	2.50	2.50
Transitions/Linking Footwork/Movement		1.6		2.25	2.25	2.25
Performance/Execution		1.6		2.00	2.00	2.00
Choreography/Composition		1.6		2.00	2.00	2.00
Judges Total Program Component Score (factored)						14.00
Deductions	0.00					

* Element not allowed, < under-rotated jump, << half-rotated jump, <<< down-graded jump, 'T' Credit for distribution (10%), '+' bonus on spin, '%' bonus on jump/spin, '!' Lutz No Edge

Event Manager	CARLA REGO	Specialist	PEDRO QUEIRÓS
Data Operator	ANTÓNIO MATOS	Referee	BÁRBARA GIÃO
Judge 1	BÁRBARA GIÃO	Judge 2	JOSÉ MENDES

Free Skating Ladies cat. Juniores

FINAL RESULT

Pl.	Name	Club	Nation	Points	SP	FP
1	CAROLINA MONTEIRO COSTA	CPARE	POR	78.32	1	1
2	BRUNA MOREIRA SILVA	FAC	POR	56.31	2	2

Free Skating Ladies Juniores - Short Program

JUDGES DETAILS PER SKATER

Rank	Name	Nation	Total Element score	Total Component score (factored)	Total Deductions	Total Segment score
1	CAROLINA MONTEIRO COSTA	POR	17.25	15.11	0.00	32.36

# Executed Element	Info	Base Value	QOE	J1	J2	Scores of Panel
1	Jump 1A	Axel	1.30	0.20	+1 +1	1.50
2	ComboJump 2T	2 Toeloop	1.85	-0.10	-1 0	1.75
	NJ	No Jump	0.00	0.00	0 0	0.00
	2S	2 Salchow	1.85	-0.20	-3 0	1.65
	2T <	2 Toeloop	1.30	-0.30	-1 -3	1.00
3	ComboSpin				0 -1	
	C	Camel Spin	1.00	-0.10		0.90
	S	Sit Spin	0.80	-0.05		0.75
	U	Upright Spin	2.75 %+	-0.05		2.70
	U	Upright Spin	0.50	-0.05		0.45
	U	Upright Spin	0.75 %	-0.05		0.70
4	Step Sequence St2	Footwork sequence	3.30	0.00	0 0	3.30
5	Jump 2F	2 Flip	2.00	-0.45	-3 -2	1.55
6	Spin C	Camel Spin	1.00	0.00	-1 +1	1.00
			18.40			17.25
Program Components		Factor				
	Skating Skills	1		3.75	3.50	3.62
	Transitions/Linking Footwork/Movement	1		4.25	4.00	4.12
	Performance/Execution	1		3.75	3.50	3.62
	Choreography/Composition	1		3.75	3.75	3.75
	Judges Total Program Component Score (factored)					15.11
Deductions	0.00					

* Element not allowed, < under-rotated jump, << half-rotated jump, <<< down-graded jump, 'T' Credit for distribution (10%), '+' bonus on spin, '%' bonus on jump/spin, '!' Lutz No Edge

Event Manager	CARLA REGO	Specialist	PEDRO QUEIRÓS
Data Operator	ANTÓNIO MATOS	Referee	BÁRBARA GIÃO
Judge 1	BÁRBARA GIÃO	Judge 2	JOSÉ MENDES



Free Skating Ladies Juniores - Short Program

JUDGES DETAILS PER SKATER

Rank	Name	Nation	Total Element score	Total Component score (factored)	Total Deductions	Total Segment score
2	BRUNA MOREIRA SILVA	POR	8.49	12.88	-2.00	19.37
# Executed Element	Info	Base Value	QOE	J1	J2	Scores of Panel
1	Jump 1A Axel	1.30	-0.10	-1	0	1.20
2	ComboSpin			-1	-1	
	C Camel Spin	1.00	-0.20			0.80
	S Sit Spin	0.80	-0.10			0.70
	U Upright Spin	0.50	-0.10			0.40
	NLUpr Upright Spin No level	0.00	0.00			0.00
3	Step Sequence StB Footwork sequence	1.80	-0.30	-1	-1	1.50
4	Jump 2F < 2 Flip	1.40	-0.50	-3	-3	0.90
5	Spin S Sit Spin	1.28 %	-0.05	0	-1	1.23
6	ComboJump 1F Flip	0.86	0.00	0	0	0.86
	NJ No Jump	0.00	0.00	0	0	0.00
	2S < 2 Salchow	1.30	-0.40	-3	-3	0.90
		10.24				8.49
Program Components		Factor				
	Skating Skills	1		3.25	3.25	3.25
	Transitions/Linking Footwork/Movement	1		3.25	3.50	3.38
	Performance/Execution	1		3.25	3.25	3.25
	Choreography/Composition	1		3.00	3.00	3.00
Judges Total Program Component Score (factored)						12.88
Deductions	-2.00	Falls: -2.0				

* Element not allowed, < under-rotated jump, << half-rotated jump, <<< down-graded jump, 'T' Credit for distribution (10%), '+' bonus on spin, '%' bonus on jump/spin, '!' Lutz No Edge

Event Manager CARLA REGO	Specialist PEDRO QUEIRÓS
Data Operator ANTÓNIO MATOS	Referee BÁRBARA GIÃO
Judge 1 BÁRBARA GIÃO	Judge 2 JOSÉ MENDES

Free Skating Ladies Juniores - Free Program

JUDGES DETAILS PER SKATER

Rank	Name	Nation	Total Element score	Total Component score (factored)	Total Deductions	Total Segment score
1	CAROLINA MONTEIRO COSTA	POR	23.57	23.39	-1.00	45.96

#	Executed Element	Info	Base Value	QOE	J1	J2	Scores of Panel
1	ComboJump	2Lo <	1.76	-0.45	-3	-2	1.31
		NJ	0.00	0.00	0	0	0.00
		2S	1.85	0.00	0	0	1.85
2	ComboJump	2F	2.28	-0.20	-1	-1	2.08
		NJ	0.00	0.00	0	0	0.00
		2S	1.85	0.00	0	0	1.85
3	ComboJump	2T	1.85	0.00	0	0	1.85
		2T	1.85	0.00	0	0	1.85
4	ComboSpin				-2	0	
		C	1.00	-0.20			0.80
		S	0.80	-0.10			0.70
		U	0.50	-0.10			0.40
		U	0.50	-0.10			0.40
		U	0.75 %	-0.10			0.65
5	Step Sequence	St3	3.90	0.15	+1	0	4.05
6	Jump	1F <<<	0.00 T	0.00	0	0	0.00
7	Jump	1A	1.43 T	-0.20	0	-3	1.23
8	ComboSpin				-1	-1	
		NLCam	0.00	0.00			0.00
		C	1.00	-0.20			0.80
		C	1.00	-0.20			0.80
9	Step Sequence	ChSt	2.00	-0.20	0	-1	1.80
10	Spin	C	1.15 %	0.00	0	0	1.15
			25.47				23.57
Program Components			Factor				
	Skating Skills		1.6		3.75	3.25	3.50
	Transitions/Linking Footwork/Movement		1.6		4.00	4.00	4.00
	Performance/Execution		1.6		3.75	3.50	3.62
	Choreography/Composition		1.6		3.75	3.25	3.50
Judges Total Program Component Score (factored)							23.39
Deductions	-1.00	Falls: -1.0					

* Element not allowed, < under-rotated jump, << half-rotated jump, <<< down-graded jump, 'T' Credit for distribution (10%), '+' bonus on spin, '%' bonus on jump/spin, '!' Lutz No Edge

Event Manager	CARLA REGO	Specialist	PEDRO QUEIRÓS
Data Operator	ANTÓNIO MATOS	Referee	BÁRBARA GIÃO
Judge 1	BÁRBARA GIÃO	Judge 2	JOSÉ MENDES



Free Skating Ladies Juniores - Free Program

JUDGES DETAILS PER SKATER

Rank	Name	Nation	Total Element score	Total Component score (factored)	Total Deductions	Total Segment score
2	BRUNA MOREIRA SILVA	POR	16.14	20.80	0.00	36.94

# Executed Element	Info	Base Value	QOE	J1	J2	Scores of Panel
1	ComboSpin			-1	0	
	C Camel Spin	1.00	-0.10			0.90
	S Sit Spin	0.80	-0.05			0.75
	U Upright Spin	0.50	-0.05			0.45
2	ComboJump			0	0	0.96
	1Th Thoren	0.96	0.00			
	2F 2 Flip	2.28	-0.50	-3	-3	1.78
3	Jump			-3	-3	0.50
	2Lo <<< 2 Loop	0.90	-0.40			
4	Step Sequence			-2	-1	1.35
	StB Footwork sequence	1.80	-0.45			
5	ComboJump			0	0	1.54
	1A Axel	1.54 T	0.00			
	NJ No Jump	0.00	0.00	0	0	0.00
	2S 2 Salchow	2.03 T	-0.20	-1	-1	1.83
6	Spin			+1	+1	1.38
	S Sit Spin	1.28 %	0.10			
7	ComboJump			-2	-3	1.68
	2S 2 Salchow	2.03 T	-0.35			
	NJ No Jump	0.00	0.00	0	0	0.00
	2T << 2 Toeloop	1.02 T	-0.40	-3	-3	0.62
8	Step Sequence			+1	+1	2.40
	ChSt Choreo Step	2.00	0.40			
9	ComboSpin			-3	-3	
	NLCam Camel Spin No Level	0.00 *				
	NLUpr Upright Spin No level	0.00 *				
	U Upright Spin	0.50 *				
		18.64				16.14
Program Components		Factor				
	Skating Skills	1.6		3.50	3.50	3.50
	Transitions/Linking Footwork/Movement	1.6		3.00	3.00	3.00
	Performance/Execution	1.6		3.25	3.25	3.25
	Choreography/Composition	1.6		3.25	3.25	3.25
	Judges Total Program Component Score (factored)					20.80
Deductions	0.00					

* Element not allowed, < under-rotated jump, << half-rotated jump, <<< down-graded jump, 'T' Credit for distribution (10%), '+' bonus on spin, '%' bonus on jump/spin, '!' Lutz No Edge

Event Manager	CARLA REGO	Specialist	PEDRO QUEIRÓS
Data Operator	ANTÓNIO MATOS	Referee	BÁRBARA GIÃO
Judge 1	BÁRBARA GIÃO	Judge 2	JOSÉ MENDES

Free Skating Men cat. Juniores

FINAL RESULT

Pl.	Name	Club	Nation	Points	SP	FP
1	GONÇALO JOAQUIM REMELHE	CPARE	POR	59.67	1	1

Free Skating Men Juniores - Short Program

JUDGES DETAILS PER SKATER

Rank	Name	Nation	Total Element score	Total Component score (factored)	Total Deductions	Total Segment score
1	GONÇALO JOAQUIM REMELHE	POR	8.51	12.75	0.00	21.26

# Executed Element	Info	Base Value	QOE	J1	J2	Scores of Panel
1 Spin	S Sit Spin	0.80	-0.05	-1	0	0.75
2 ComboJump	1A Axel	1.40	0.00	0	0	1.40
	NJ No Jump	0.00	0.00	0	0	0.00
	1Lo Loop	0.96	0.00	0	0	0.96
3 Jump	1A Axel	1.30	-0.20	-1	-1	1.10
4 ComboSpin				-3	-3	
	S Sit Spin	0.80	-0.30			0.50
	U Upright Spin	0.50	-0.30			0.20
	NLUpr Upright Spin No level	0.00	0.00			0.00
	NLUpr Upright Spin No level	0.00	0.00			0.00
	NLUpr Upright Spin No level	0.00 *				
5 Jump	2S 2 Salchow	1.70	-0.40	-3	-3	1.30
6 Step Sequence	St1 Footwork sequence	2.30	0.00	0	0	2.30
		9.76				8.51
Program Components		Factor				
	Skating Skills	1		3.00	3.00	3.00
	Transitions/Linking Footwork/Movement	1		3.50	3.50	3.50
	Performance/Execution	1		3.00	3.00	3.00
	Choreography/Composition	1		3.25	3.25	3.25
	Judges Total Program Component Score (factored)					12.75
Deductions	0.00					

* Element not allowed, < under-rotated jump, << half-rotated jump, <<< down-graded jump, 'T' Credit for distribution (10%), '+' bonus on spin, '%' bonus on jump/spin, '!' Lutz No Edge

Event Manager	CARLA REGO	Specialist	PEDRO QUEIRÓS
Data Operator	ANTÓNIO MATOS	Referee	BÁRBARA GIÃO
Judge 1	BÁRBARA GIÃO	Judge 2	JOSÉ MENDES



Free Skating Men Juniores - Free Program

JUDGES DETAILS PER SKATER

Rank	Name	Nation	Total Element score	Total Component score (factored)	Total Deductions	Total Segment score
1	GONÇALO JOAQUIM REMELHE	POR	17.49	20.92	0.00	38.41

# Executed Element	Info	Base Value	QOE	J1	J2	Scores of Panel	
1	ComboSpin			+1	-1		
	S Sit Spin	0.80	0.00			0.80	
	U Upright Spin	0.50	0.00			0.50	
	U Upright Spin	0.50	0.00			0.50	
	U Upright Spin	0.50	0.00			0.50	
	U Upright Spin	0.50	0.00			0.50	
2	ComboJump			0	0		
	1Lo Loop	0.96	0.00	0	0	0.96	
	1T Toeloop	0.61	0.00	0	0	0.61	
3	Step Sequence	St2 Footwork sequence	3.30	0.00	0	0	3.30
4	ComboJump	1A Axel	1.40	-0.15	-2	0	1.25
	NJ No Jump	0.00	0.00	0	0	0.00	
	1Lo Loop	0.96	0.00	0	0	0.96	
5	Jump	1F Flip	0.80	0.00	0	0	0.80
6	ComboSpin			-3	-3		
	S Sit Spin	0.80 *					
	U Upright Spin	0.50 *					
	U Upright Spin	0.50 *					
7	ComboJump	1Th Thoren	1.06 T	0.00	0	0	1.06
	1F Flip	0.95 T	0.00	0	0	0.95	
8	Jump	1A Axel	1.43 T	-0.20	-1	-1	1.23
9	Jump	2S 2 Salchow	1.87 T	-0.30	-2	-2	1.57
10	Step Sequence	ChSt Choreo Step	2.00	0.00	0	0	2.00
		18.14				17.49	
Program Components		Factor					
	Skating Skills	1.8		3.00	3.25	3.12	
	Transitions/Linking Footwork/Movement	1.8		3.00	3.00	3.00	
	Performance/Execution	1.8		2.75	2.75	2.75	
	Choreography/Composition	1.8		2.75	2.75	2.75	
Judges Total Program Component Score (factored)						20.92	
Deductions	0.00						

* Element not allowed, < under-rotated jump, << half-rotated jump, <<< down-graded jump, 'T' Credit for distribution (10%), '+' bonus on spin, '%' bonus on jump/spin, '!' Lutz No Edge

Event Manager	CARLA REGO	Specialist	PEDRO QUEIRÓS
Data Operator	ANTÓNIO MATOS	Referee	BÁRBARA GIÃO
Judge 1	BÁRBARA GIÃO	Judge 2	JOSÉ MENDES



Free Skating Ladies cat. Seniores

FINAL RESULT

Pl.	Name	Club	Nation	Points	SP	FP
1	ANA LUÍS CARDOSO	APG	POR	73.45	1	1
2	CATARINA NEVES PEREIRA	FAC	POR	42.41	2	2



Free Skating Ladies Seniores - Short Program

JUDGES DETAILS PER SKATER

Rank	Name	Nation	Total Element score	Total Component score (factored)	Total Deductions	Total Segment score
1	ANA LUÍS CARDOSO	POR	13.64	16.87	0.00	30.51

# Executed Element	Info	Base Value	QOE	J1	J2	Scores of Panel
1	Jump 1A Axel	1.30	0.20	+1	+1	1.50
2	ComboJump 1Lo Loop	0.96	0.00	0	0	0.96
	2T 2 Toeloop	1.85	0.00	0	0	1.85
	2T 2 Toeloop	1.85	0.00	0	0	1.85
	1Th < Thoren	0.67	-0.40	-3	-3	0.27
3	ComboSpin			-2	-2	
	NLHee Heel Spin No Level	0.00	0.00			0.00
	C Camel Spin	1.00	-0.40			0.60
	S Sit Spin	0.96 %	-0.20			0.76
	NLCam Camel Spin No Level	0.00	0.00			0.00
	U Upright Spin	0.75 %	-0.20			0.55
4	Step Sequence St2 Footwork sequence	3.30	0.00	0	0	3.30
5	Jump 2S 2 Salchow	1.70	-0.40	-3	-3	1.30
6	Spin S Sit Spin	0.80	-0.10	-1	-1	0.70
		15.14				13.64
Program Components		Factor				
	Skating Skills	1	4.25	4.00		4.12
	Transitions/Linking Footwork/Movement	1	4.25	4.50		4.38
	Performance/Execution	1	4.25	4.25		4.25
	Choreography/Composition	1	4.00	4.25		4.12
	Judges Total Program Component Score (factored)					16.87
Deductions	0.00					

* Element not allowed, < under-rotated jump, << half-rotated jump, <<< down-graded jump, 'T' Credit for distribution (10%), '+' bonus on spin, '%' bonus on jump/spin, '!' Lutz No Edge

Event Manager	CARLA REGO	Specialist	PEDRO QUEIRÓS
Data Operator	ANTÓNIO MATOS	Referee	BÁRBARA GIÃO
Judge 1	BÁRBARA GIÃO	Judge 2	JOSÉ MENDES

Free Skating Ladies Seniores - Short Program

JUDGES DETAILS PER SKATER

Rank	Name	Nation	Total Element score	Total Component score (factored)	Total Deductions	Total Segment score
2	CATARINA NEVES PEREIRA	POR	11.36	13.26	-2.00	22.62
# Executed Element	Info	Base Value	QOE	J1	J2	Scores of Panel
1	ComboSpin			-1	0	
	C Camel Spin	1.00	-0.10			0.90
	S Sit Spin	0.92 %	-0.05			0.87
	C Camel Spin	1.15 %	-0.10			1.05
	S Sit Spin	0.92 %	-0.05			0.87
	U Upright Spin	0.58 %	-0.05			0.53
2	Jump			-2	-2	1.00
	1A Axel	1.30	-0.30			
3	Step Sequence			-3	-3	1.40
	St1 Footwork sequence	2.30	-0.90			
4	Jump			-3	-3	0.90
	2F < 2 Flip	1.40	-0.50			
5	Spin			-1	0	1.23
	S Sit Spin	1.28 %	-0.05			
6	ComboJump			0	0	0.96
	1Lo Loop	0.96	0.00			
	2T 2 Toeloop	1.85	-0.20	-1	-1	1.65
		13.66				11.36
Program Components		Factor				
	Skating Skills	1		3.25	3.25	3.25
	Transitions/Linking Footwork/Movement	1		3.00	3.75	3.38
	Performance/Execution	1		3.25	3.50	3.38
	Choreography/Composition	1		3.00	3.50	3.25
Judges Total Program Component Score (factored)						13.26
Deductions	-2.00	Falls: -2.0				

* Element not allowed, < under-rotated jump, << half-rotated jump, <<< down-graded jump, 'T' Credit for distribution (10%), '+' bonus on spin, '%' bonus on jump/spin, '!' Lutz No Edge

Event Manager	CARLA REGO	Specialist	PEDRO QUEIRÓS
Data Operator	ANTÓNIO MATOS	Referee	BÁRBARA GIÃO
Judge 1	BÁRBARA GIÃO	Judge 2	JOSÉ MENDES



Free Skating Ladies Seniores - Free Program

JUDGES DETAILS PER SKATER

Rank	Name	Nation	Total Element score	Total Component score (factored)	Total Deductions	Total Segment score
1	ANA LUÍS CARDOSO	POR	21.14	22.80	-1.00	42.94

# Executed Element	Info	Base Value	QOE	J1	J2	Scores of Panel	
1	ComboJump	1A Axel	1.40	0.00	0	0	1.40
		2T 2 Toeloop	1.85	-0.20	-1	-1	1.65
		NJ No Jump	0.00	0.00	0	0	0.00
		2S 2 Salchow	1.85	-0.10	0	-1	1.75
2	ComboSpin				-2	-2	
		NLHee Heel Spin No Level	0.00	0.00			0.00
		C Camel Spin	1.00	-0.40			0.60
		U Upright Spin	0.50	-0.20			0.30
3	Spin	NLCam Camel Spin No Level	0.00	0.00	-3	-3	0.00
4	ComboJump	2T 2 Toeloop	1.85	0.00	0	0	1.85
		NJ No Jump	0.00	0.00	0	0	0.00
		2S 2 Salchow	1.85	0.00	0	0	1.85
5	Step Sequence	St3 Footwork sequence	3.90	0.15	+1	0	4.05
6	ComboSpin				-2	-1	
		S Sit Spin	0.80	-0.15			0.65
		U Upright Spin	0.75 %	-0.15			0.60
		U Upright Spin	0.50	-0.15			0.35
		U Upright Spin	0.50	-0.15			0.35
		NLSit Sit Spin No Level	0.00	0.00			0.00
7	Step Sequence	ChSt Choreo Step	2.00	0.00	0	0	2.00
8	ComboJump	1A Axel	1.54 T	0.10	+1	0	1.64
		1Lo Loop	1.06 T	0.05	+1	0	1.11
9	Jump	1Lo Loop	0.99 T	0.00	0	0	0.99
			22.34				21.14
Program Components		Factor					
	Skating Skills	1.6		4.00	4.00		4.00
	Transitions/Linking Footwork/Movement	1.6		3.75	3.50		3.62
	Performance/Execution	1.6		3.50	3.25		3.38
	Choreography/Composition	1.6		3.25	3.25		3.25
	Judges Total Program Component Score (factored)						22.80
Deductions	-1.00	Falls: -1.0					

* Element not allowed, < under-rotated jump, << half-rotated jump, <<< down-graded jump, 'T' Credit for distribution (10%), '+' bonus on spin, '%' bonus on jump/spin, '!' Lutz No Edge

Event Manager	CARLA REGO	Specialist	PEDRO QUEIRÓS
Data Operator	ANTÓNIO MATOS	Referee	BÁRBARA GIÃO
Judge 1	BÁRBARA GIÃO	Judge 2	JOSÉ MENDES

Free Skating Ladies Seniores - Free Program

JUDGES DETAILS PER SKATER

Rank	Name	Nation	Total Element score	Total Component score (factored)	Total Deductions	Total Segment score
2	CATARINA NEVES PEREIRA	POR	10.69	13.60	-4.50	19.79
# Executed Element	Info	Base Value	QOE	J1	J2	Scores of Panel
1	Jump 2F 2 Flip	2.00	-0.50	-3	-3	1.50
2	Spin NLSit Sit Spin No Level	0.00	0.00	-3	-3	0.00
3	Jump 2Lo <<< 2 Loop	0.90	-0.40	-3	-3	0.50
4	ComboSpin			-1	-1	
	C Camel Spin	1.00	-0.20			0.80
	U Upright Spin	0.50	-0.10			0.40
	U Upright Spin	0.50	-0.10			0.40
5	Step Sequence StB Footwork sequence	1.80	-0.15	0	-1	1.65
6	Jump 1A Axel	1.43 T	0.00	0	0	1.43
7	ComboSpin			-2	-1	
	C Camel Spin	1.00	-0.30			0.70
	S Sit Spin	0.80	-0.15			0.65
	NLCam Camel Spin No Level	0.00	0.00			0.00
8	Step Sequence ChSt Choreo Step	2.00	-0.40	-1	-1	1.60
9	ComboJump 1Th Thoren	1.06 T	0.00	0	0	1.06
	NJ No Jump	0.00	0.00	0	0	0.00
			12.99			10.69
Program Components		Factor				
Skating Skills		1.6		2.75	2.75	2.75
Transitions/Linking Footwork/Movement		1.6		2.50	2.50	2.50
Performance/Execution		1.6		1.50	1.50	1.50
Choreography/Composition		1.6		1.75	1.75	1.75
Judges Total Program Component Score (factored)						13.60
Deductions	-4.50	Falls: -3.5	Costume Violation: -1			

* Element not allowed, < under-rotated jump, << half-rotated jump, <<< down-graded jump, 'T' Credit for distribution (10%), '+' bonus on spin, '%' bonus on jump/spin, '!' Lutz No Edge

Event Manager CARLA REGO	Specialist PEDRO QUEIRÓS
Data Operator ANTÓNIO MATOS	Referee BÁRBARA GIÃO
Judge 1 BÁRBARA GIÃO	Judge 2 JOSÉ MENDES

Pairs cat. Minis

FINAL RESULT

Pl.	Name	Club	Nation	Points	SP	FP
1	CAROLINA PIRES ARROJA TIAGO MESQUITA LEITE	HCB	POR	10.95		1



Pairs Minis - Free Program

JUDGES DETAILS PER SKATER

Rank	Name	Nation	Total Element score	Total Component score (factored)	Total Deductions	Total Segment score
1	CAROLINA PIRES ARROJA / TIAGO MESQUITA LEITE	POR	3.95	7.00	0.00	10.95

#	Executed Element	Info	Base Value	QOE	J1	J2	Scores of Panel
1	Jump	1F Flip	0.80	0.05	0	+1	0.85
2	Jump	1TAx << Throw Axel	0.56 *		-3	-3	
3	Spiral	NDS Death Spiral No Level	0.00	0.00	-2	-3	0.00
4	Jump	1TL Throw Loop	1.10 *		-3	-3	
5	Jump	1Lo Loop	0.90	0.00	0	0	0.90
6	Spin	UBO Upright Back-Out Spin	0.60	-0.05	-1	0	0.55
7	Step Sequence	StB Footwork sequence	1.80	-0.15	-1	0	1.65
8	ComboSpin				-3	-3	
		U Upright Spin	0.50 *				
		NLUpr Upright Spin No level	0.00 *				
			4.60				3.95
Program Components			Factor				
	Skating Skills		0.8		2.50	2.50	2.50
	Transitions/Linking Footwork/Movement		0.8		2.25	2.25	2.25
	Performance/Execution		0.8		2.00	2.00	2.00
	Choreography/Composition		0.8		2.00	2.00	2.00
	Judges Total Program Component Score (factored)						7.00
Deductions	0.00						

* Element not allowed, < under-rotated jump, << half-rotated jump, <<< down-graded jump, 'T' Credit for distribution (10%), '+' bonus on spin, '%' bonus on jump/spin, '!' Lutz No Edge

Event Manager	CARLA REGO	Specialist	PEDRO QUEIRÓS
Data Operator	ANTÓNIO MATOS	Referee	BÁRBARA GIÃO
Judge 1	BÁRBARA GIÃO	Judge 2	JOSÉ MENDES

Pairs cat. Youth

FINAL RESULT

Pl.	Name	Club	Nation	Points	SP	FP
1	MARIA SILVA ANTUNES AMÉRICO DINIS ALVES	CPARE	POR	31.82	1	1

Pairs Youth - Short Program

JUDGES DETAILS PER SKATER

Rank	Name	Nation	Total Element score	Total Component score (factored)	Total Deductions	Total Segment score
1	MARIA SILVA ANTUNES / AMÉRICO DINIS ALVES	POR	2.30	12.25	-5.00	9.55

# Executed Element	Info	Base Value	QOE	J1	J2	Scores of Panel
1	Jump 1Lo Loop	0.90	-0.10	-2	0	0.80
2	Step Sequence StB Footwork sequence	1.80	-0.30	-1	-1	1.50
3	Spiral NDS Death Spiral No Level	0.00	0.00	-3	-3	0.00
4	Spin NLCw No Level Catch at Waist	0.00 *		-3	-1	
5	Jump 1TL Throw Loop	1.10 *		0	0	
6	Spin NLCam Camel Spin No Level	0.00	0.00	-3	-1	0.00
7	Lift AxB Axel Lift	0.90 *		-2	-1	
						2.30
Program Components		Factor				
Skating Skills		1		3.00	3.00	3.00
Transitions/Linking Footwork/Movement		1		3.25	3.25	3.25
Performance/Execution		1		3.00	3.00	3.00
Choreography/Composition		1		3.00	3.00	3.00
Judges Total Program Component Score (factored)						12.25
Deductions	-5.00	Falls: -2.0	Missing Elements: -3			

* Element not allowed, < under-rotated jump, << half-rotated jump, <<< down-graded jump, 'T' Credit for distribution (10%), '+' bonus on spin, '%' bonus on jump/spin, '!' Lutz No Edge

Event Manager	CARLA REGO	Specialist	PEDRO QUEIRÓS
Data Operator	ANTÓNIO MATOS	Referee	BÁRBARA GIÃO
Judge 1	BÁRBARA GIÃO	Judge 2	JOSÉ MENDES

Pairs Youth - Free Program

JUDGES DETAILS PER SKATER

Rank	Name	Nation	Total Element score	Total Component score (factored)	Total Deductions	Total Segment score
1	MARIA SILVA ANTUNES / AMÉRICO DINIS ALVES	POR	8.97	13.30	0.00	22.27

# Executed Element	Info	Base Value	QOE	J1	J2	Scores of Panel		
1	ComboJump	1Lo	Loop	0.96	0.00	0	0	0.96
		1Lo	Loop	0.96	0.00	0	0	0.96
2	Jump	1F	Flip	0.80	0.00	0	0	0.80
3	Step Sequence	StB	Footwork sequence	1.80	-0.30	-1	-1	1.50
4	Spiral	NDS	Death Spiral No Level	0.00	0.00	-3	-3	0.00
5	ComboSpin					-2	-2	
		UBO	Upright Back-Out Spin	0.60	-0.20			0.40
		NLUbo	No Level Upr Back-Out	0.00	0.00			0.00
		NLCk	No Level Camel Kilian	0.00	0.00			0.00
6	Step Sequence	ChSt	Choreo Step	2.00	-0.20	0	-1	1.80
7	ComboLift	NLAx	Axel Lift No Level	0.00	0.00	-3	-3	0.00
8	Lift	NLFI	Flip Lift No Level	0.00	0.00	-3	-3	0.00
9	Jump	1TL	Throw Loop	1.10	-0.15	-2	-1	0.95
10	ComboSpin					-3	-2	
		S	Sit Spin	0.80	-0.25			0.55
		U	Upright Spin	0.50	-0.25			0.25
		U	Upright Spin	0.50	-0.25			0.25
11	Jump	NT	Twist Lutz No Level	0.00	0.00	0	0	0.00
12	Jump	1TS	Throw Salchow	0.80	-0.25	-3	-2	0.55
				10.82				8.97
Program Components				Factor				
Skating Skills				1.4	3.00	3.00		3.00
Transitions/Linking Footwork/Movement				1.4	2.50	2.50		2.50
Performance/Execution				1.4	2.00	2.00		2.00
Choreography/Composition				1.4	2.00	2.00		2.00
Judges Total Program Component Score (factored)								13.30
Deductions		0.00						

* Element not allowed, < under-rotated jump, << half-rotated jump, <<< down-graded jump, 'T' Credit for distribution (10%), '+' bonus on spin, '%' bonus on jump/spin, '!' Lutz No Edge

Event Manager	CARLA REGO	Specialist	PEDRO QUEIRÓS
Data Operator	ANTÓNIO MATOS	Referee	BÁRBARA GIÃO
Judge 1	BÁRBARA GIÃO	Judge 2	JOSÉ MENDES